

Week Ending	Positive	Presumed Positive
9/3/2020	0	1
9/10/2020	0	1
9/17/2020	2	2
9/25/2020	4	0
10/2/2020	2	4
10/8/2020	3	7
10/15/2020	6	8
10/22/2020	1	3
10/29/2020	1	8
11/5/2020	1	6
11/12/2020	3	6
11/19/2020	1	4
11/26/2020	0	4
12/3/2020	2	3
12/10/2020	0	3
12/17/2020	4	9
12/24/2020	0	1
12/31/2020	0	1
1/7/2021	1	3
1/14/2021	1	0
1/21/2021	0	4
1/28/2021	1	4
2/4/2021	0	1
2/11/2021	0	0
2/18/2021	0	0
2/25/2021	0	0
3/4/2021	0	0
3/11/2021	0	0
3/18/2021	0	0
3/25/2021	0	0
4/1/2021	0	0
4/8/2021	0	0
4/15/2021	0	0
4/22/2021	0	0
4/29/2021	2	0
5/6/2021	3	1
5/13/2021	3	1
5/20/2021		
5/27/2021		
6/3/2021		

Spring Break

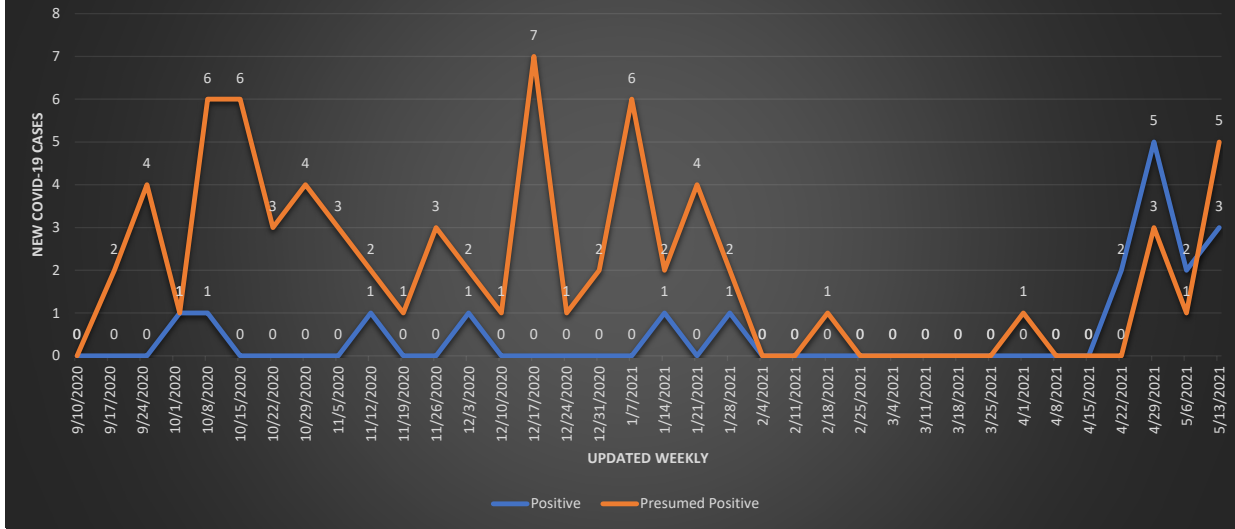
Total Positive:

41

Total Presumed Positive:

85

Kimberly Middle School

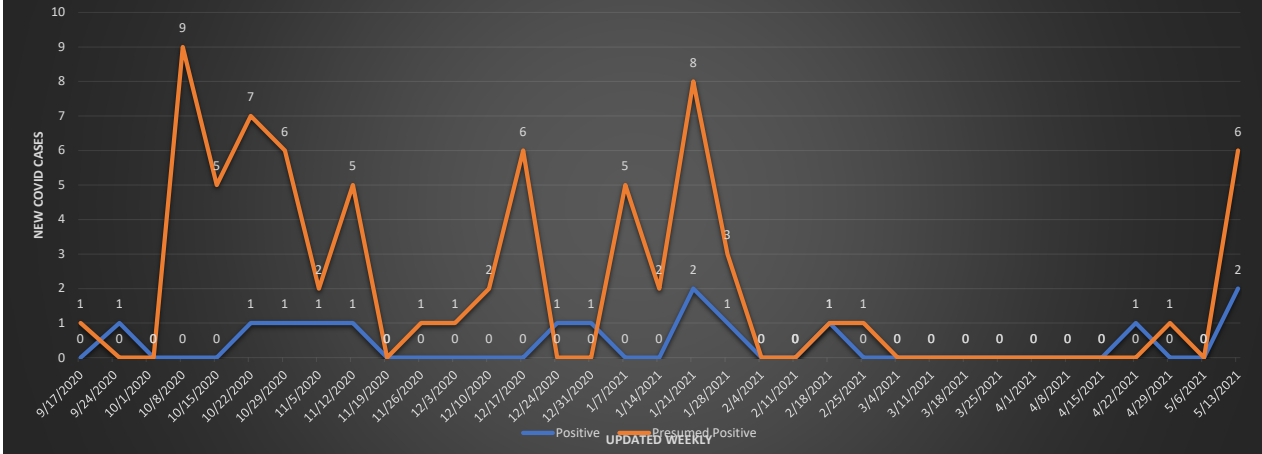


Date	Positive	Presumed Positive
9/3/2020	1	0
9/10/2020	0	0
9/18/2020	0	2
9/25/2020	0	4
10/2/2020	1	1
10/8/2020	1	6
10/15/2020	0	6
10/22/2020	0	3
10/29/2020	0	4
11/5/2020	0	3
11/12/2020	1	2
11/19/2020	0	1
11/26/2020	0	3
12/3/2020	1	2
12/10/2020	0	1
12/17/2020	0	7
12/24/2020	0	1
12/31/2020	0	2
1/7/2021	0	6
1/14/2021	1	2
1/21/2021	0	4
1/28/2021	1	2
2/4/2021	0	0
2/11/2021	0	0
2/18/2021	0	1
2/25/2021	0	0
3/4/2021	0	0
3/11/2021	0	0
3/18/2021	0	0
3/25/2021	0	0
4/1/2021	0	1
4/8/2021	0	0
4/15/2021	0	0
4/22/2021	2	0
4/29/2021	5	3
5/6/2021	2	1
5/13/2021	3	5
5/20/2021		
5/27/2021		
6/3/2021		

Total Positive: 19 Total Presumed Positive: 73

Spring Break

Kimberly Elementary School Reported Cases

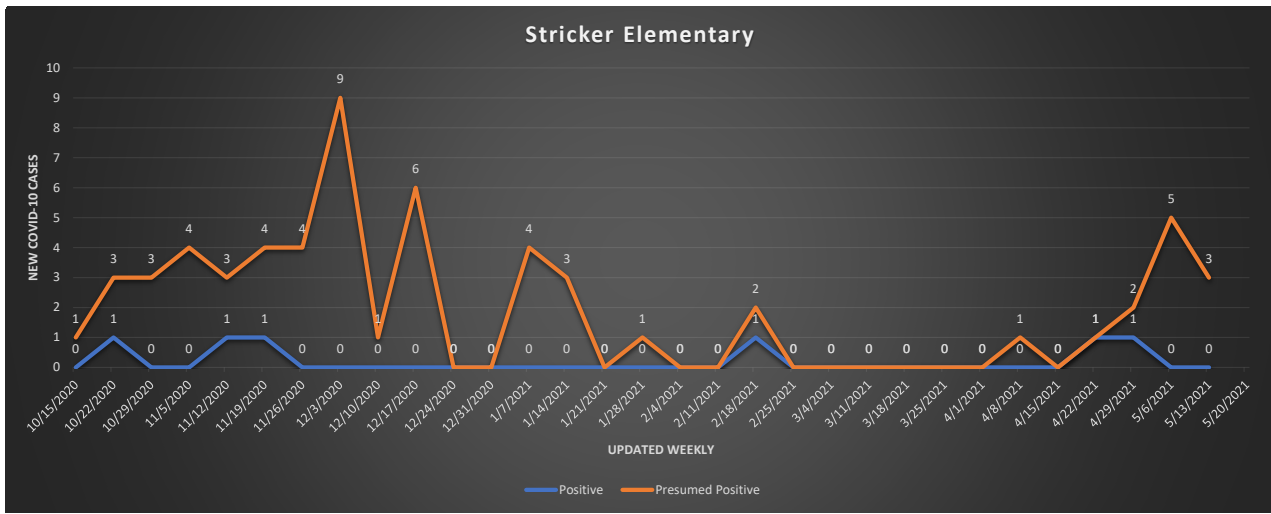


Date	Positive	Presumed Positive
9/3/2020	0	0
9/11/2020	0	3
9/17/2020	0	1
9/25/2020	1	0
10/2/2020	0	0
10/8/2020	0	9
10/15/2020	0	5
10/22/2020	1	7
10/29/2020	1	6
11/5/2020	1	2
11/12/2020	1	5
11/19/2020	0	0
11/26/2020	0	1
12/3/2020	0	1
12/10/2020	0	2
12/17/2020	0	6
12/24/2020	1	0
12/31/2020	1	0
1/7/2021	0	5
1/14/2021	0	2
1/21/2021	2	8
1/28/2021	1	3
2/4/2021	0	0
2/11/2021	0	0
2/11/2021	0	0
2/18/2021	1	1
2/25/2021	0	1
3/4/2021	0	0
3/11/2021	0	0
3/18/2021	0	0
3/25/2021	0	0
4/1/2021	0	0
4/8/2021	0	0
4/15/2021	0	0
4/22/2021	1	0
4/29/2021	0	1
5/6/2021	0	0
5/13/2021	2	6
5/20/2021		
5/27/2021		
6/3/2021		

Total Positive:	14	Total Presumed Positive:	75
------------------------	-----------	---------------------------------	-----------

Counts adjusted after new information received

Spring Break

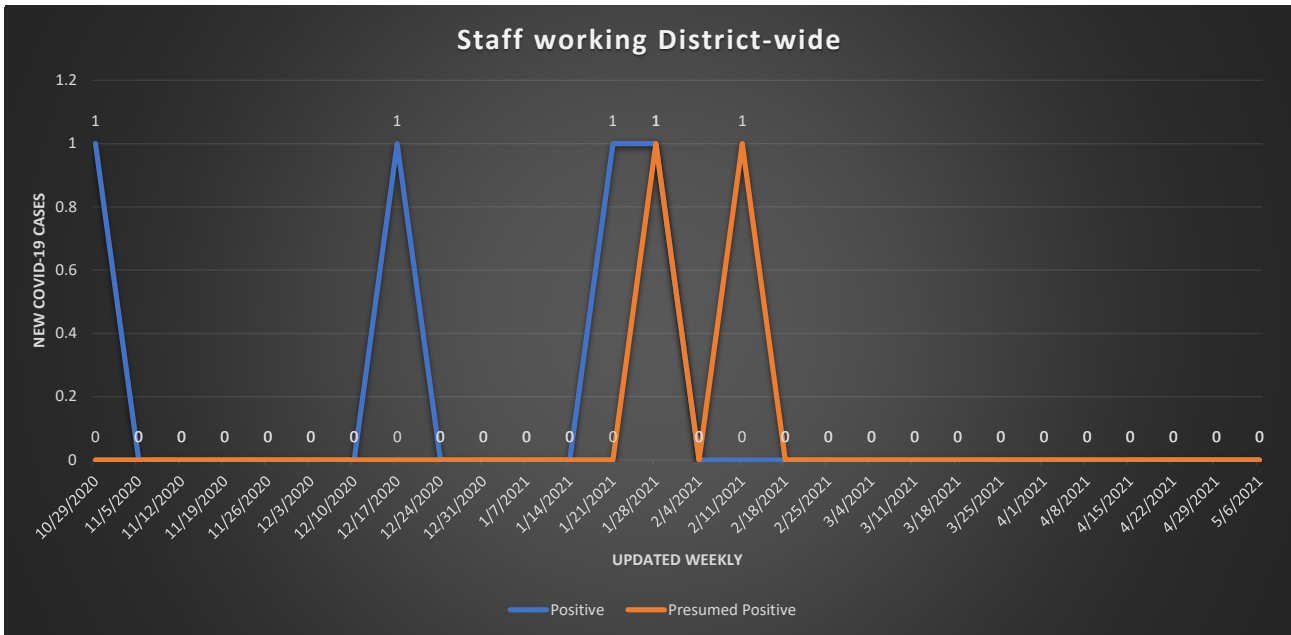


Date	Positive	Presumed Positive
9/3/2020	0	0
9/11/2020	0	0
9/17/2020	0	4
9/25/2020	0	1
10/1/2020	1	0
10/8/2020	2	11
10/15/2020	0	1
10/22/2020	1	3
10/29/2020	0	3
11/5/2020	0	4
11/12/2020	1	3
11/19/2020	1	4
11/26/2020	0	4
12/3/2020	0	9
12/10/2020	0	1
12/17/2020	0	6
12/24/2020	0	0
12/31/2020	0	0
1/7/2021	0	4
1/14/2021	0	3
1/21/2021	0	0
1/28/2021	0	1
2/4/2021	0	0
2/11/2021	0	0
2/18/2021	1	2
2/25/2021	0	0
3/4/2021	0	0
3/11/2021	0	0
3/18/2021	0	0
3/25/2021	0	0
4/1/2021	0	0
4/8/2021	0	1
4/15/2021	0	0
4/22/2021	1	1
4/29/2021	1	2
5/6/2021	0	5
5/13/2021	0	3
5/20/2021		
5/27/2021		
6/3/2021		

	Total Positive:	9	Total Presumed Positive:	76
--	------------------------	----------	---------------------------------	-----------

	Spring Break			
--	---------------------	--	--	--

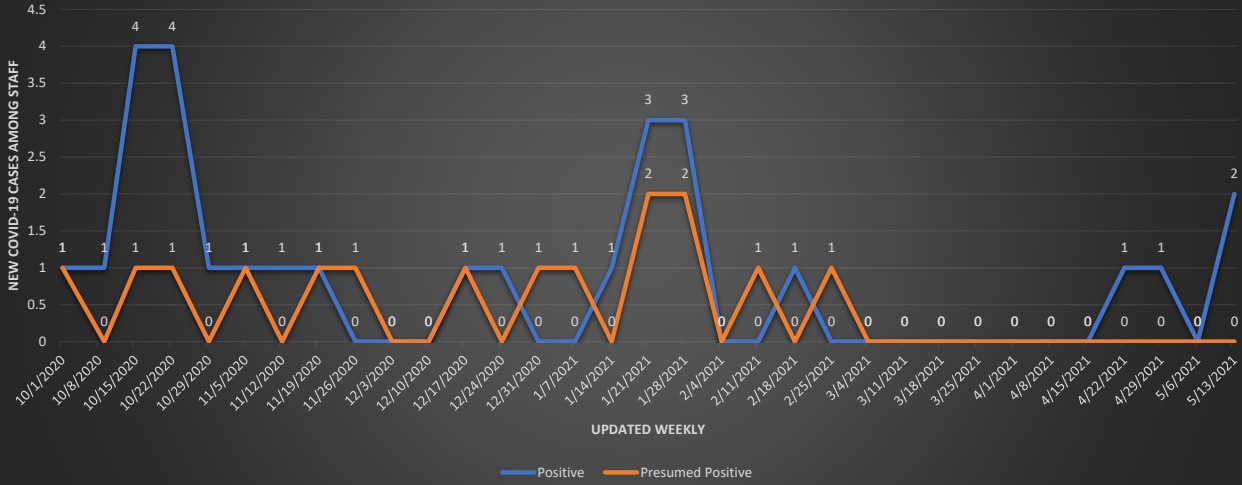
Staff working District-wide



Date	Positive	Presumed Positive
10/22/2020	2	0
10/29/2020	1	0
11/5/2020	0	0
11/12/2020	0	0
11/19/2020	0	0
11/26/2020	0	0
12/3/2020	0	0
12/10/2020	0	0
12/17/2020	1	0
12/24/2020	0	0
12/31/2020	0	0
1/7/2021	0	0
1/14/2021	0	0
1/21/2021	1	0
1/28/2021	1	1
2/4/2021	0	0
2/11/2021	0	1
2/18/2021	0	0
2/25/2021	0	0
3/4/2021	0	0
3/11/2021	0	0
3/18/2021	0	0
3/25/2021	0	0
4/1/2021	0	0
4/8/2021	0	0
4/15/2021	0	0
4/22/2021	0	0
4/29/2021	0	0
5/6/2021	0	0
5/13/2021	0	0
5/20/2021		
5/27/2021		
6/3/2021		

Spring Break

KDS Employees

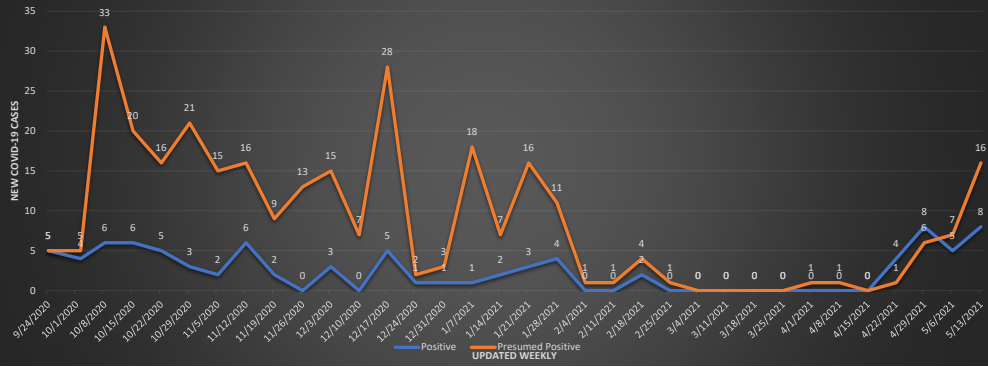


Date	Positive	Presumed Positive
10/1/2020	1	1
10/9/2020	1	0
10/15/2020	4	1
10/22/2020	4	1
10/29/2020	1	0
11/5/2020	1	1
11/12/2020	1	0
11/19/2020	1	1
11/26/2020	0	1
12/3/2020	0	0
12/10/2020	0	0
12/17/2020	1	1
12/24/2020	1	0
12/31/2020	0	1
1/7/2021	0	1
1/14/2021	1	0
1/21/2021	3	2
1/28/2021	3	2
2/4/2021	0	0
2/11/2021	0	1
2/18/2021	1	0
2/25/2021	0	1
3/4/2021	0	0
3/11/2021	0	0
3/18/2021	0	0
3/25/2021	0	0
4/1/2021	0	0
4/8/2021	0	0
4/15/2021	0	0
4/22/2021	1	0
4/29/2021	1	0
5/6/2021	0	0
5/13/2021	2	0
5/20/2021		
5/27/2021		
6/3/2021		

Total Positive: 28
 Total Presumed Positive: 15

Spring Break

Kimberly School District Reported Cases



Date	Positive	Presumed Positive
9/5/2020	1	1
9/11/2020	0	4
9/17/2020	2	9
9/24/2020	5	5
10/2/2020	4	5
10/8/2020	6	33
10/15/2020	6	20
10/22/2020	5	16
10/29/2020	3	21
11/5/2020	2	15
11/12/2020	6	16
11/19/2020	2	9
11/26/2020	0	13
12/3/2020	3	15
12/10/2020	0	7
12/17/2020	5	28
12/24/2020	1	2
12/31/2020	1	3
1/7/2021	1	18
1/14/2021	2	7
1/21/2021	3	16
1/28/2021	4	11
2/4/2021	0	1
2/11/2021	0	1
2/18/2021	2	4
2/25/2021	0	1
3/4/2021	0	0
3/11/2021	0	0
3/18/2021	0	0
3/25/2021	0	0
4/1/2021	0	1
4/8/2021	0	1
4/15/2021	0	0
4/22/2021	4	1
4/29/2021	8	6
5/6/2021	5	7
5/13/2021	8	16
5/20/2021		
5/27/2021		
6/3/2021		

We were notified of two other positive cases, however they were positive on 10/08, 10/15 so they have been added to those weeks.

Total Positive: 89
 Total Student Tested Positive: 61 69%
 Total Staff Tested Positive: 28 31%

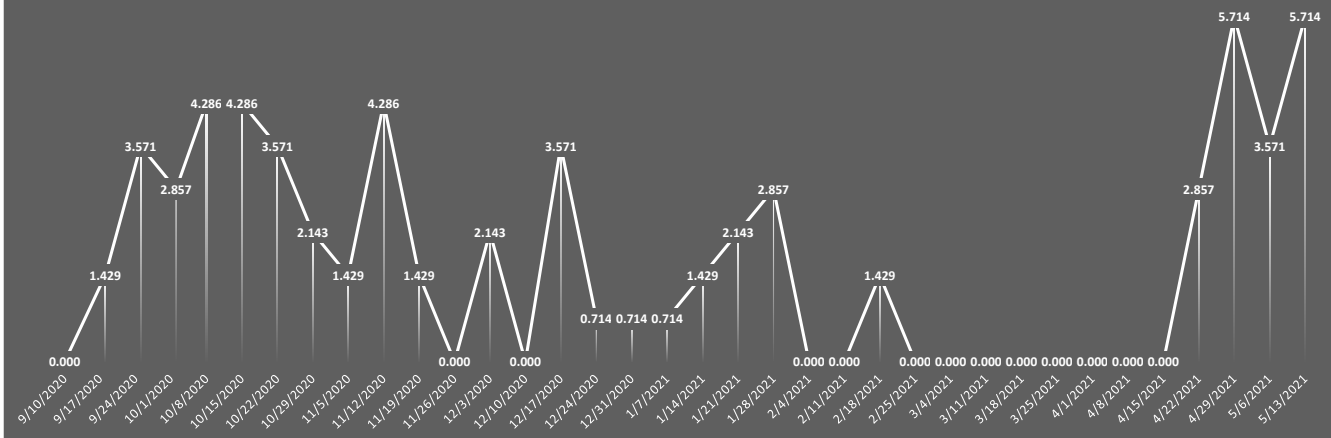
Total Presumed Positive: 313
 Total Students Presumed Positive: 298 95%
 Total Staff Presumed Positive: 15 5%

* presumed positive includes but not limited to a household member having COVID-19

Counts adjusted after new information was received

Spring Break

INFECTION RATE PER 10,000



Date	Positive	Infection Rate per 10,000
9/3/2020	1	0.714
9/10/2020	0	0.000
9/18/2020	2	1.429
9/25/2020	5	3.571
10/2/2020	4	2.857
10/8/2020	6	4.286
10/15/2020	6	4.286
10/22/2020	5	3.571
10/29/2020	3	2.143
11/5/2020	2	1.429
11/12/2020	6	4.286
11/19/2020	2	1.429
11/26/2020	0	0
12/3/2020	3	2.14
12/10/2020	0	0
12/17/2020	5	3.57
12/24/2020	1	0.714
12/31/2020	1	0.714
1/7/2021	1	0.714
1/14/2021	2	1.429
1/21/2021	3	2.143
1/28/2021	4	2.857
2/4/2021	0	0
2/11/2021	0	0
2/18/2021	2	1.429
2/25/2021	0	0.000
3/4/2021	0	0.000
3/11/2021	0	0.000
3/18/2021	0	0.000
3/25/2021	0	0.000
4/1/2021	0	0.000
4/8/2021	0	0.000
4/15/2021	0	0.000
4/22/2021	4	2.857
4/29/2021	8	5.714
5/6/2021	5	3.571
5/13/2021	8	5.714285714
5/20/2021		
5/27/2021		
6/3/2021		

Adjusted when new information was provided

Spring Break