

Date	Positive	Presumed Positive
9/4/2020	0	1
9/11/2020	0	1
9/18/2020	2	2
9/25/2020	4	0
10/2/2020	2	4
10/8/2020	3	7
10/15/2020	6	8
10/22/2020	1	3
10/29/2020	1	8
11/5/2020	1	6
11/12/2020	3	6
11/19/2020	1	4

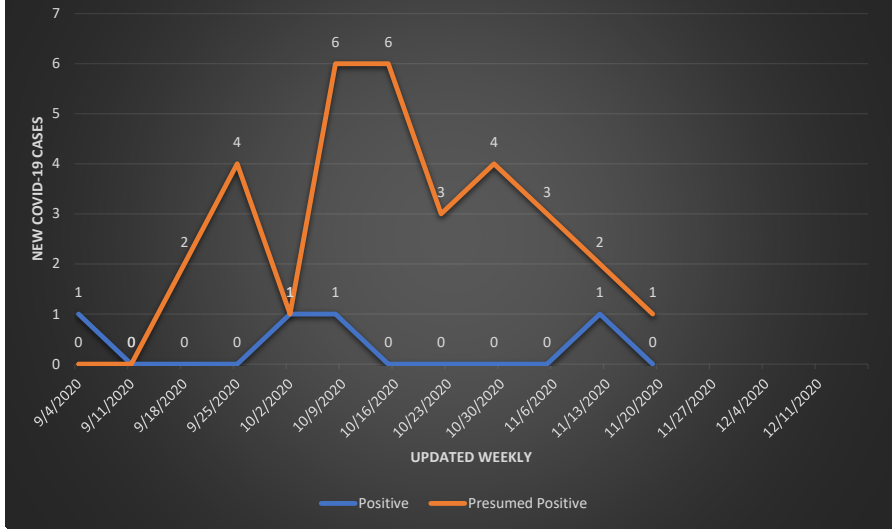
Total Positive:

24

Total Presumed Positive:

50

Kimberly Middle School

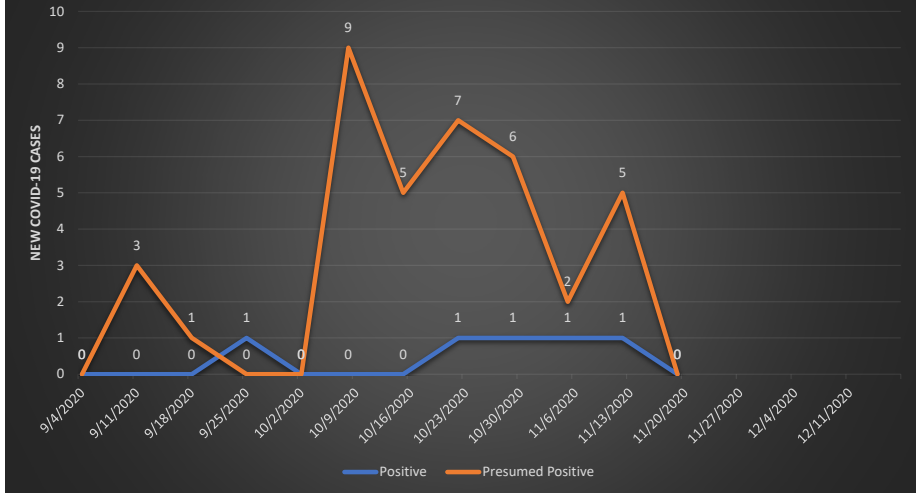


Date	Positive	Presumed Positive
9/4/2020	1	0
9/11/2020	0	0
9/18/2020	0	2
9/25/2020	0	4
10/2/2020	1	1
10/8/2020	1	6
10/15/2020	0	6
10/22/2020	0	3
10/29/2020	0	4
11/5/2020	0	3
11/12/2020	1	2
11/19/2020	0	1
11/26/2020		
12/3/2020		
12/10/2020		
12/17/2020		

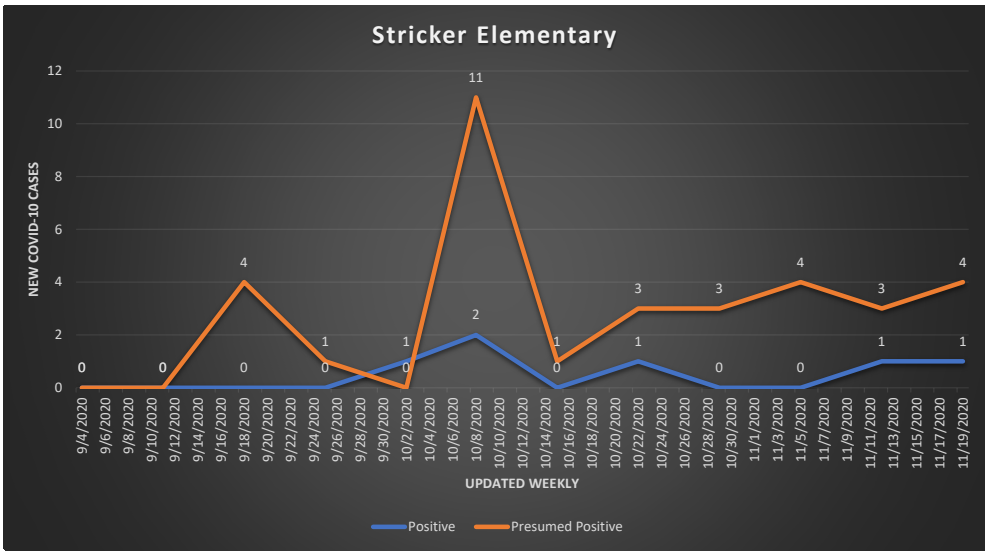
Total Positive: 4

Total Presumed Positive: 32

Kimberly Elementary School Reported Cases



Date	Positive	Presumed Positive		
9/4/2020	0	0		
9/11/2020	0	3		
9/18/2020	0	1		
9/25/2020	1	0		
10/2/2020	0	0		
10/8/2020	0	9		
10/15/2020	0	5		
10/22/2020	1	7		
10/29/2020	1	6		
11/5/2020	1	2		
11/12/2020	1	5		
11/19/2020	0	0	Total Positive:	5
11/26/2020				
12/3/2020				
12/10/2020				
12/17/2020				
			Total Presumed Positive:	38



Date	Positive	Presumed Positive
9/4/2020	0	0
9/11/2020	0	0
9/18/2020	0	4
9/25/2020	0	1
10/2/2020	1	0
10/8/2020	2	11
10/15/2020	0	1
10/22/2020	1	3
10/29/2020	0	3
11/5/2020	0	4
11/12/2020	1	3
11/19/2020	1	4

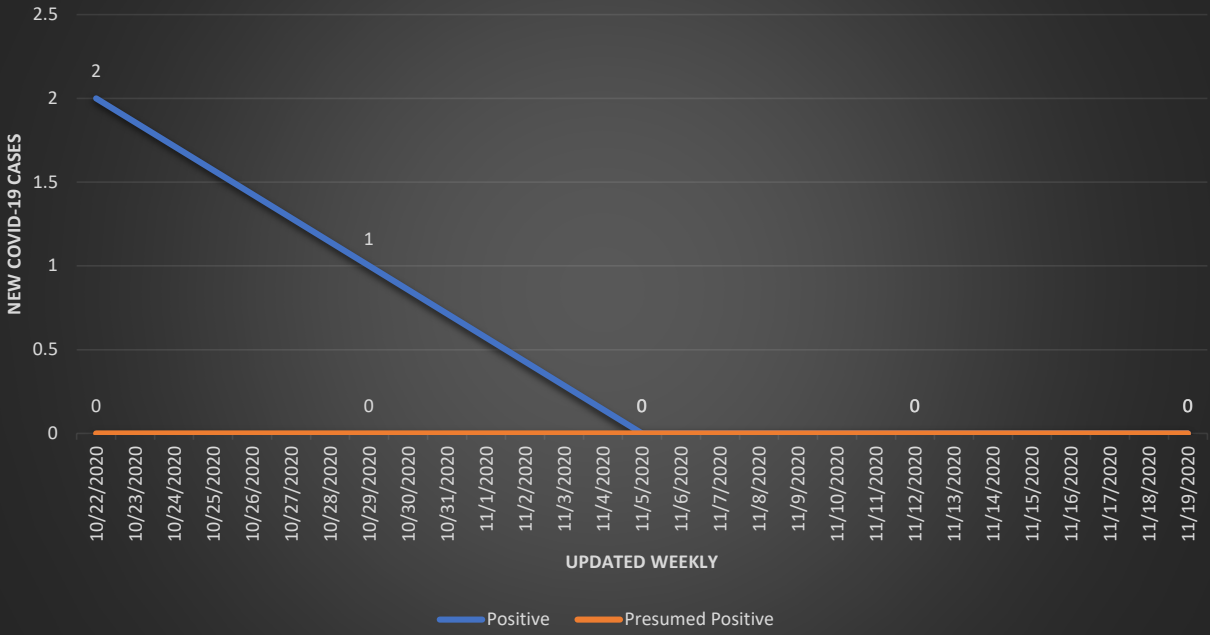
Total Positive:

6

Total Presumed Positive:

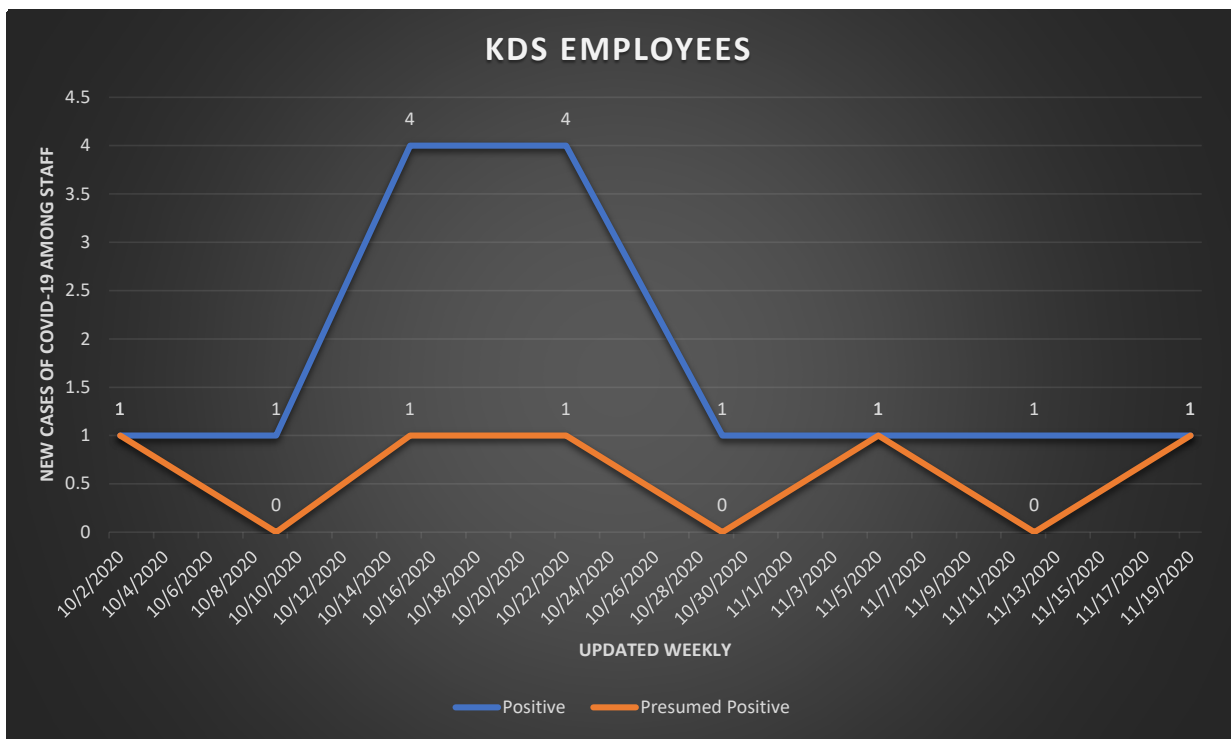
34

Staff working District-wide



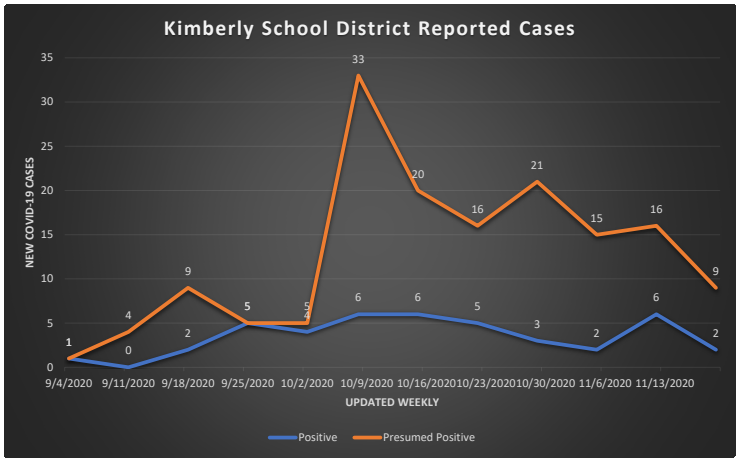
Date	Positive	Presumed Positive
10/22/2020	2	0
10/29/2020	1	0
11/5/2020	0	0
11/12/2020	0	0
11/19/2020	0	0

KDS EMPLOYEES



Date	Positive	Presumed Positive
10/2/2020	1	1
10/9/2020	1	0
10/15/2020	4	1
10/22/2020	4	1
10/29/2020	1	0
11/5/2020	1	1
11/12/2020	1	0
11/19/2020	1	1

Total Positive: 14
 Total Presumed Positive: 5



Total Positive: 42
 Total Student Tested Positive: 27 64%
 Total Staff Tested Positive: 14 33%

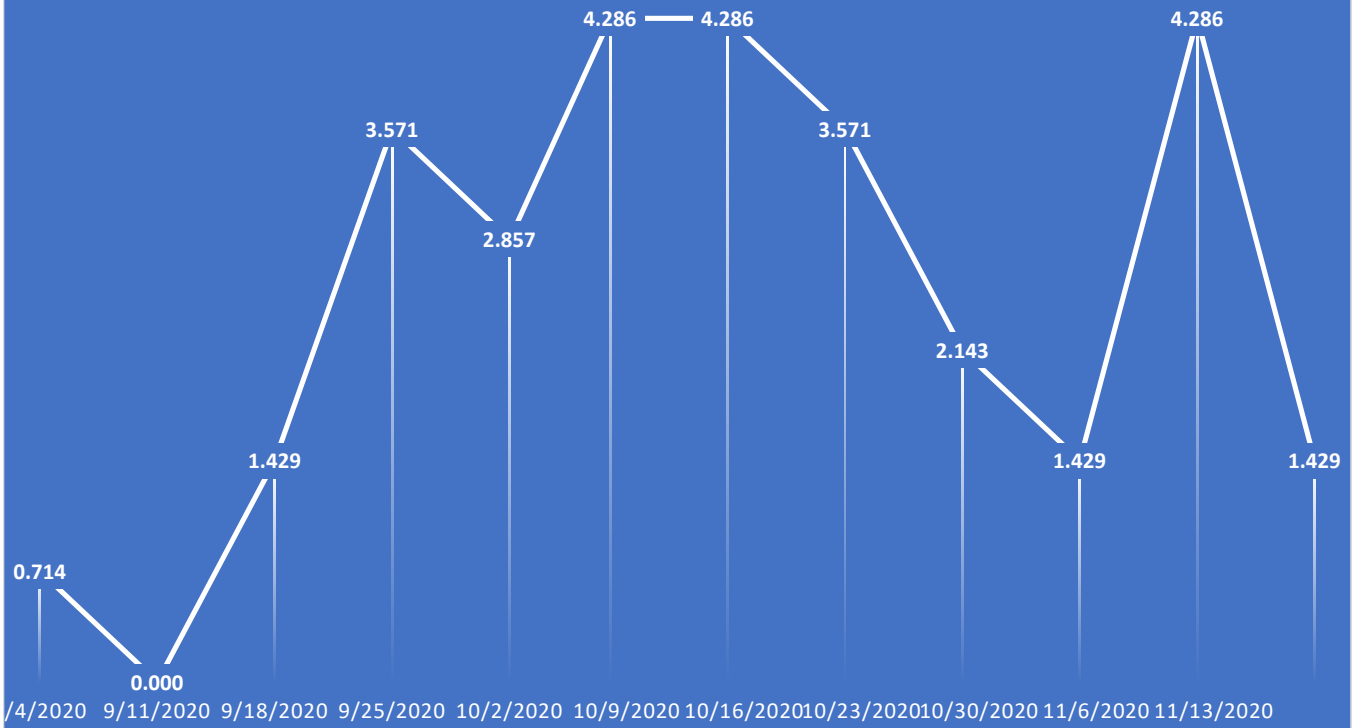
Total Presumed Positive: 154
 Total Students Presumed Positive: 149 97%
 Total Staff Presumed Positive: 5 3%

* presumed positive includes but not limited to a household member having COVID-19

Date	Positive	Presumed Positive
9/4/2020	1	1
9/11/2020	0	4
9/18/2020	2	9
9/25/2020	5	5
10/2/2020	4	5
10/8/2020	6	33
10/15/2020	6	20
10/22/2020	5	16
10/29/2020	3	21
11/5/2020	2	15
11/12/2020	6	16
11/19/2020	2	9

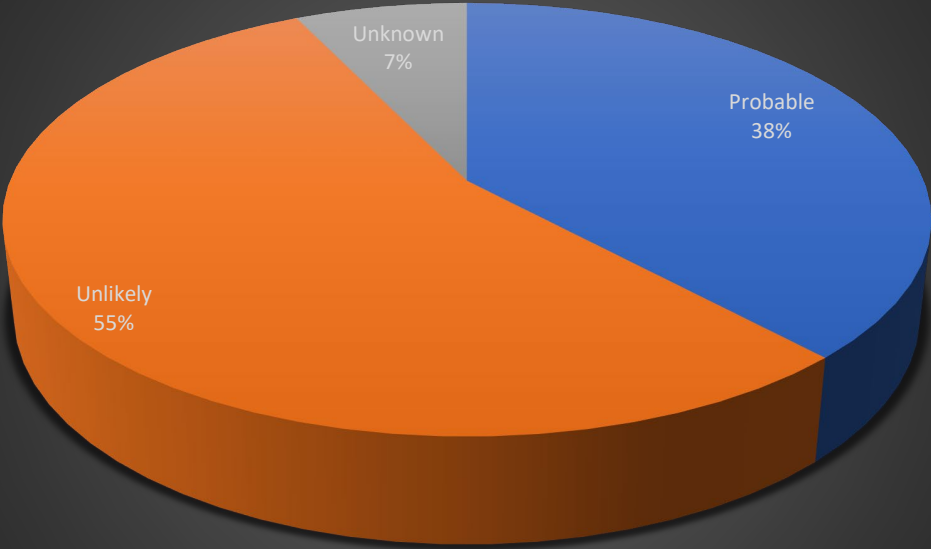
We were notified of two other positive cases, however they were positive on 10/08, 10/15 so they have been added to those weeks.

INFECTION RATE PER 10,000



Date	Positive	Infection Rate per 10,000
9/4/2020	1	0.714
9/11/2020	0	0.000
9/18/2020	2	1.429
9/25/2020	5	3.571
10/2/2020	4	2.857
10/8/2020	6	4.286
10/15/2020	6	4.286
10/22/2020	5	3.571
10/29/2020	3	2.143
11/5/2020	2	1.429
11/12/2020	6	4.286
11/19/2020	2	1.429

Community Spread



■ Probable ■ Unlikely ■ Unknown

Community Spread		
Probable	16	38.10%
Unlikely	23	54.76%
Unknown	3	7.14%