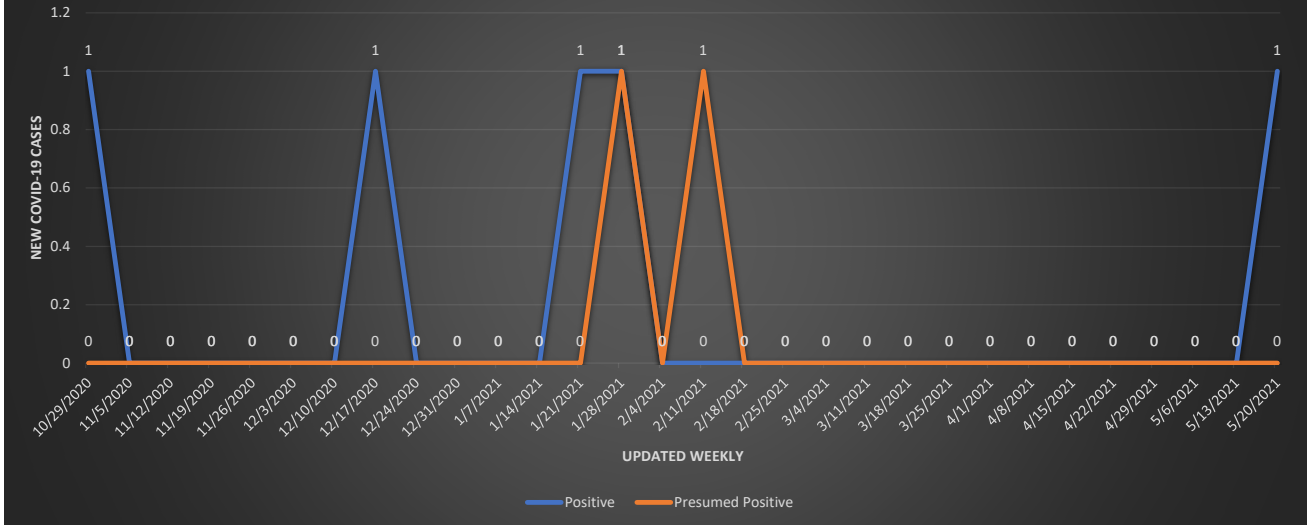


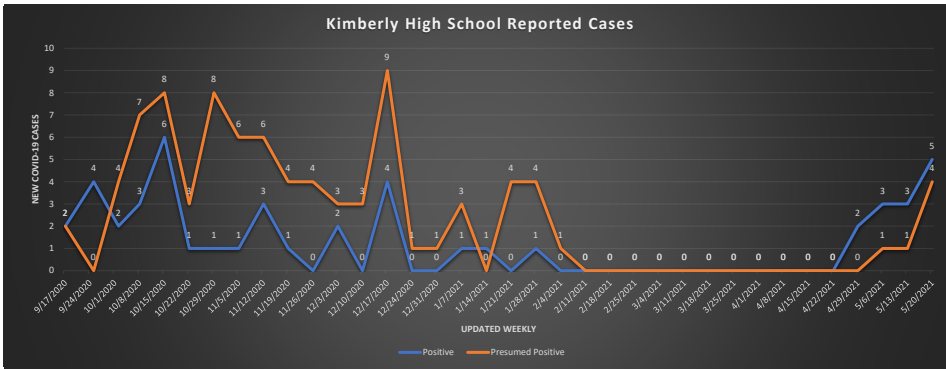
Staff working District-wide



Date	Positive	Presumed Positive
10/22/2020	2	0
10/29/2020	1	0
11/5/2020	0	0
11/12/2020	0	0
11/19/2020	0	0
11/26/2020	0	0
12/3/2020	0	0
12/10/2020	0	0
12/17/2020	1	0
12/24/2020	0	0
12/31/2020	0	0
1/7/2021	0	0
1/14/2021	0	0
1/21/2021	1	0
1/28/2021	1	1
2/4/2021	0	0
2/11/2021	0	1
2/18/2021	0	0
2/25/2021	0	0
3/4/2021	0	0
3/11/2021	0	0
3/18/2021	0	0
3/25/2021	0	0
4/1/2021	0	0
4/8/2021	0	0
4/15/2021	0	0
4/22/2021	0	0
4/29/2021	0	0
5/6/2021	0	0
5/13/2021	0	0
5/20/2021	1	0
5/27/2021		
6/3/2021		

Spring Break

Kimberly High School Reported Cases



Week Ending	Positive	Presumed Positive
9/3/2020	0	1
9/10/2020	0	1
9/17/2020	2	2
9/25/2020	4	0
10/2/2020	2	4
10/8/2020	3	7
10/15/2020	6	8
10/22/2020	1	3
10/29/2020	1	8
11/5/2020	1	6
11/12/2020	3	6
11/19/2020	1	4
11/26/2020	0	4
12/3/2020	2	3
12/10/2020	0	3
12/17/2020	4	9
12/24/2020	0	1
12/31/2020	0	1
1/7/2021	1	3
1/14/2021	1	0
1/21/2021	0	4
1/28/2021	1	4
2/4/2021	0	1
2/11/2021	0	0
2/18/2021	0	0
2/25/2021	0	0
3/4/2021	0	0
3/11/2021	0	0
3/18/2021	0	0
3/25/2021	0	0
4/1/2021	0	0
4/8/2021	0	0
4/15/2021	0	0
4/22/2021	0	0
4/29/2021	2	0
5/6/2021	3	1
5/13/2021	3	1
5/20/2021	5	4
5/27/2021		
6/3/2021		

Spring Break

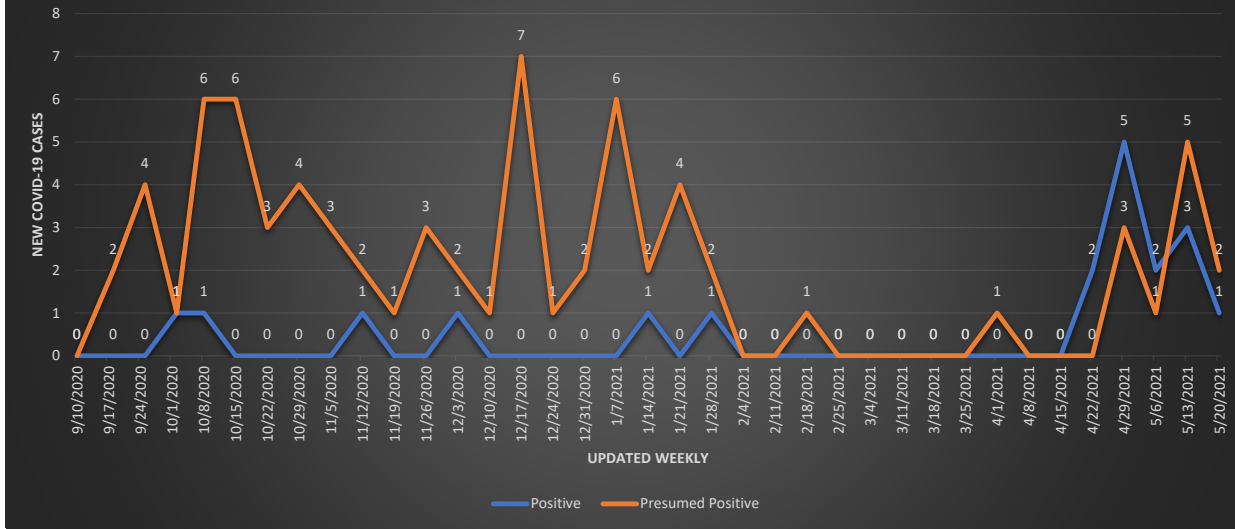
Total Positive:

46

Total Presumed Positive:

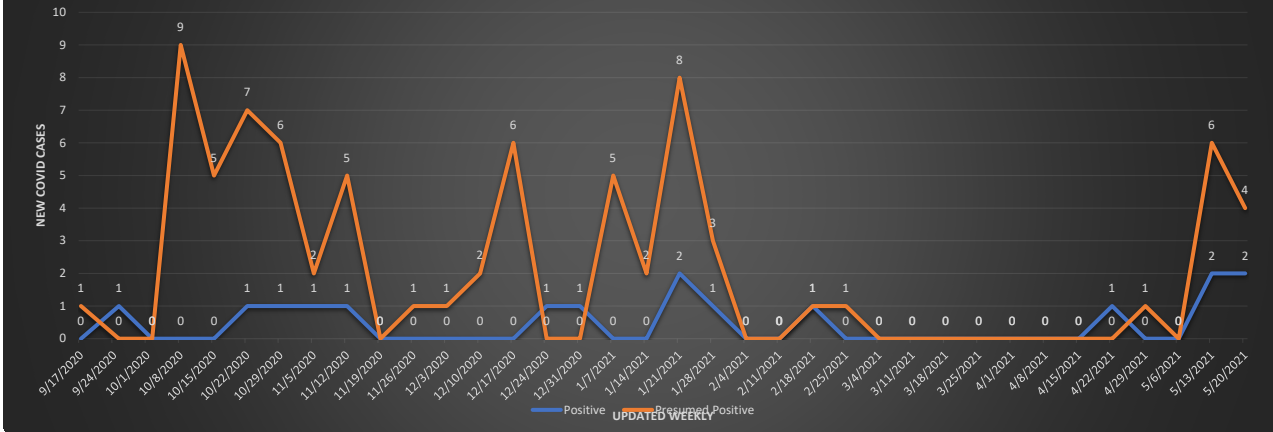
89

Kimberly Middle School



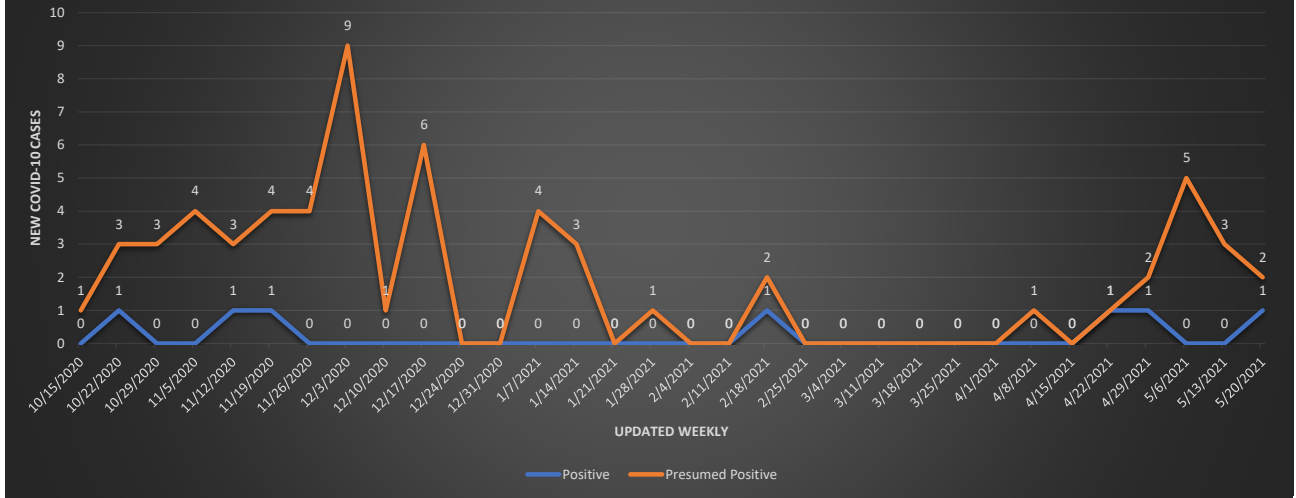
Date	Positive	Presumed Positive			
9/3/2020	1	0			
9/10/2020	0	0			
9/18/2020	0	2			
9/25/2020	0	4			
10/2/2020	1	1			
10/8/2020	1	6			
10/15/2020	0	6			
10/22/2020	0	3			
10/29/2020	0	4			
11/5/2020	0	3			
11/12/2020	1	2			
11/19/2020	0	1			
11/26/2020	0	3			
12/3/2020	1	2			
12/10/2020	0	1			
12/17/2020	0	7			
12/24/2020	0	1			
12/31/2020	0	2			
1/7/2021	0	6			
1/14/2021	1	2			
1/21/2021	0	4			
1/28/2021	1	2			
2/4/2021	0	0			
2/11/2021	0	0			
2/18/2021	0	1			
2/25/2021	0	0			
3/4/2021	0	0			
3/11/2021	0	0			
3/18/2021	0	0			
3/25/2021	0	0			
4/1/2021	0	1			
4/8/2021	0	0			
4/15/2021	0	0			
4/22/2021	2	0			
4/29/2021	5	3			
5/6/2021	2	1			
5/13/2021	3	5			
5/20/2021	1	2			
5/27/2021					
6/3/2021					
			Total Positive:	20	Total Presumed Positive: 75
			Spring Break		

Kimberly Elementary School Reported Cases



Date	Positive	Presumed Positive			
9/3/2020	0	0			
9/11/2020	0	3			
9/17/2020	0	1			
9/25/2020	1	0			
10/2/2020	0	0			
10/8/2020	0	9			
10/15/2020	0	5			
10/22/2020	1	7			
10/29/2020	1	6			
11/5/2020	1	2			
11/12/2020	1	5			
11/19/2020	0	0	Total Positive:	16	Total Presumed Positive: 79
11/26/2020	0	1			
12/3/2020	0	1			
12/10/2020	0	2			
12/17/2020	0	6			
12/24/2020	1	0			
12/31/2020	1	0			
1/7/2021	0	5			
1/14/2021	0	2			
1/21/2021	2	8			
1/28/2021	1	3			
2/4/2021	0	0			
2/11/2021	0	0			
2/11/2021	0	0			
2/18/2021	1	1	Counts adjusted after new information received		
2/25/2021	0	1			
3/4/2021	0	0			
3/11/2021	0	0			
3/18/2021	0	0			
3/25/2021	0	0	Spring Break		
4/1/2021	0	0			
4/8/2021	0	0			
4/15/2021	0	0			
4/22/2021	1	0			
4/29/2021	0	1			
5/6/2021	0	0			
5/13/2021	2	6			
5/20/2021	2	4	One of the positives is from preschool-am		
5/27/2021					
6/3/2021					

Stricker Elementary

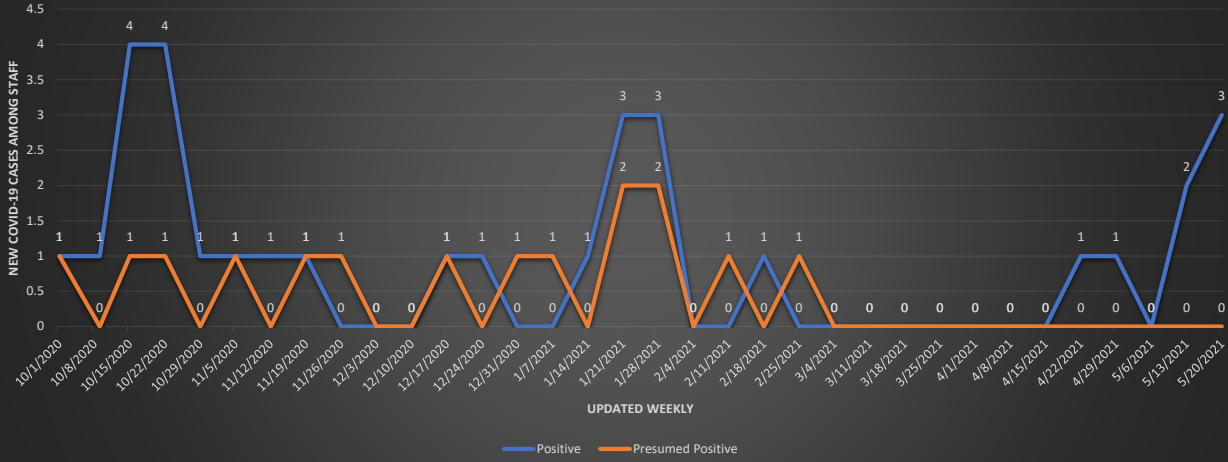


Date	Positive	Presumed Positive
9/3/2020	0	0
9/11/2020	0	0
9/17/2020	0	4
9/25/2020	0	1
10/1/2020	1	0
10/8/2020	2	11
10/15/2020	0	1
10/22/2020	1	3
10/29/2020	0	3
11/5/2020	0	4
11/12/2020	1	3
11/19/2020	1	4
11/26/2020	0	4
12/3/2020	0	9
12/10/2020	0	1
12/17/2020	0	6
12/24/2020	0	0
12/31/2020	0	0
1/7/2021	0	4
1/14/2021	0	3
1/21/2021	0	0
1/28/2021	0	1
2/4/2021	0	0
2/11/2021	0	0
2/18/2021	1	2
2/25/2021	0	0
3/4/2021	0	0
3/11/2021	0	0
3/18/2021	0	0
3/25/2021	0	0
4/1/2021	0	0
4/8/2021	0	1
4/15/2021	0	0
4/22/2021	1	1
4/29/2021	1	2
5/6/2021	0	5
5/13/2021	0	3
5/20/2021	1	2
5/27/2021		
6/3/2021		

Total Positive: 10 Total Presumed Positive: 78

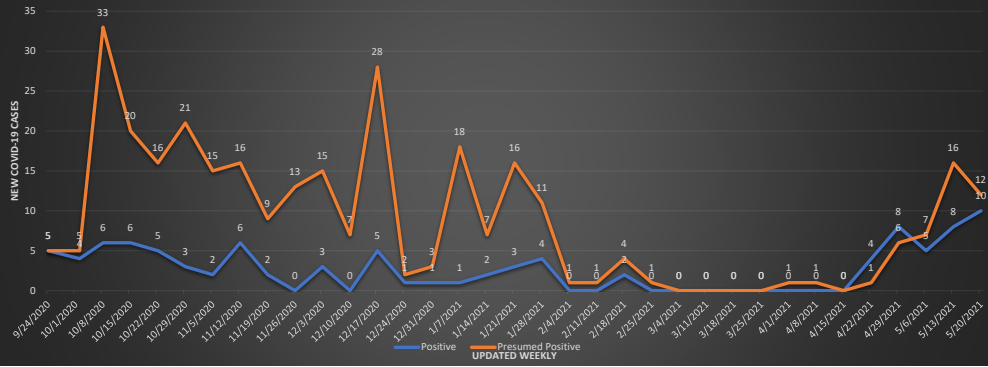
Spring Break

KDS Employees



Date	Positive	Presumed Positive		
10/1/2020	1	1		
10/9/2020	1	0		
10/15/2020	4	1	Total Positive:	31
10/22/2020	4	1	Total Presumed Positive:	15
10/29/2020	1	0		
11/5/2020	1	1		
11/12/2020	1	0		
11/19/2020	1	1		
11/26/2020	0	1		
12/3/2020	0	0		
12/10/2020	0	0		
12/17/2020	1	1		
12/24/2020	1	0		
12/31/2020	0	1		
1/7/2021	0	1		
1/14/2021	1	0		
1/21/2021	3	2		
1/28/2021	3	2		
2/4/2021	0	0		
2/11/2021	0	1		
2/18/2021	1	0		
2/25/2021	0	1		
3/4/2021	0	0		
3/11/2021	0	0		
3/18/2021	0	0		
3/25/2021	0	0	Spring Break	
4/1/2021	0	0		
4/8/2021	0	0		
4/15/2021	0	0		
4/22/2021	1	0		
4/29/2021	1	0		
5/6/2021	0	0		
5/13/2021	2	0		
5/20/2021	3	0		
5/27/2021				
6/3/2021				

Kimberly School District Reported Cases



Date	Positive	Presumed Positive
9/5/2020	1	1
9/11/2020	0	4
9/17/2020	2	9
9/24/2020	5	5
10/2/2020	4	5
10/8/2020	6	33
10/15/2020	6	20
10/22/2020	5	16
10/29/2020	3	21
11/5/2020	2	15
11/12/2020	6	16
11/19/2020	2	9
11/26/2020	0	13
12/3/2020	3	15
12/10/2020	0	7
12/17/2020	5	28
12/24/2020	1	2
12/31/2020	1	3
1/7/2021	1	18
1/14/2021	2	7
1/21/2021	3	16
1/28/2021	4	11
2/4/2021	0	1
2/11/2021	0	1
2/18/2021	2	4
2/25/2021	0	1
3/4/2021	0	0
3/11/2021	0	0
3/18/2021	0	0
3/25/2021	0	0
4/1/2021	0	1
4/8/2021	0	1
4/15/2021	0	0
4/22/2021	4	1
4/29/2021	8	6
5/6/2021	5	7
5/13/2021	8	16
5/20/2021	10	12
5/27/2021		
6/3/2021		

We were notified of two other positive cases, however they were positive on 10/08, 10/15 so they have been added to those weeks.

Total Positive: 99
 Total Student Tested Positive: 68 69%
 Total Staff Tested Positive: 31 31%

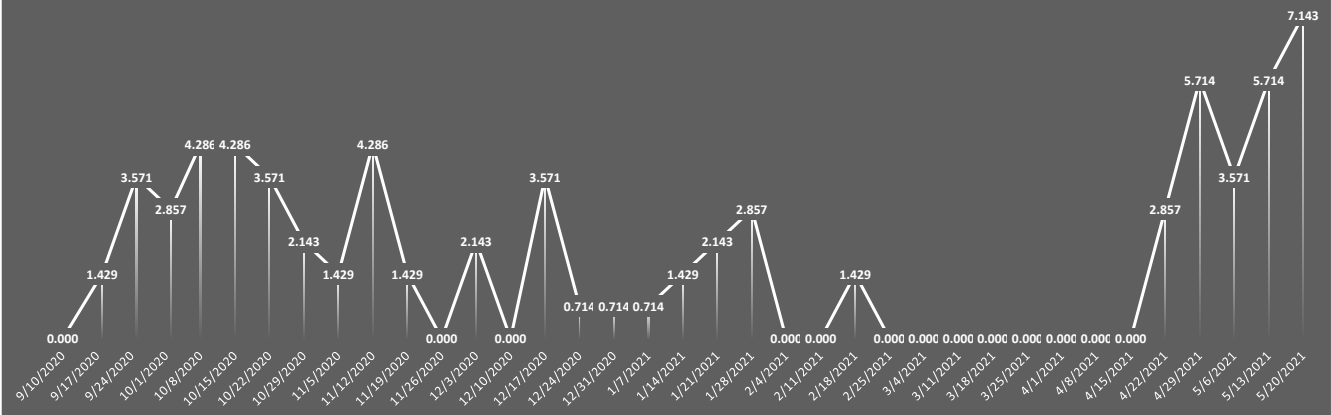
Total Presumed Positive: 325
 Total Students Presumed Positive: 310 95%
 Total Staff Presumed Positive: 15 5%

* presumed positive includes but not limited to a household member having COVID-19

Counts adjusted after new information was received

Spring Break

INFECTION RATE PER 10,000



Date	Positive	Infection Rate per 10,000
9/3/2020	1	0.714
9/10/2020	0	0.000
9/18/2020	2	1.429
9/25/2020	5	3.571
10/2/2020	4	2.857
10/8/2020	6	4.286
10/15/2020	6	4.286
10/22/2020	5	3.571
10/29/2020	3	2.143
11/5/2020	2	1.429
11/12/2020	6	4.286
11/19/2020	2	1.429
11/26/2020	0	0
12/3/2020	3	2.14
12/10/2020	0	0
12/17/2020	5	3.57
12/24/2020	1	0.714
12/31/2020	1	0.714
1/7/2021	1	0.714
1/14/2021	2	1.429
1/21/2021	3	2.143
1/28/2021	4	2.857
2/4/2021	0	0
2/11/2021	0	0
2/18/2021	2	1.429
2/25/2021	0	0.000
3/4/2021	0	0.000
3/11/2021	0	0.000
3/18/2021	0	0.000
3/25/2021	0	0.000
4/1/2021	0	0.000
4/8/2021	0	0.000
4/15/2021	0	0.000
4/22/2021	4	2.857
4/29/2021	8	5.714
5/6/2021	5	3.571
5/13/2021	8	5.714
5/20/2021	10	7.143
5/27/2021		
6/3/2021		

Adjusted when new information was provided

Spring Break