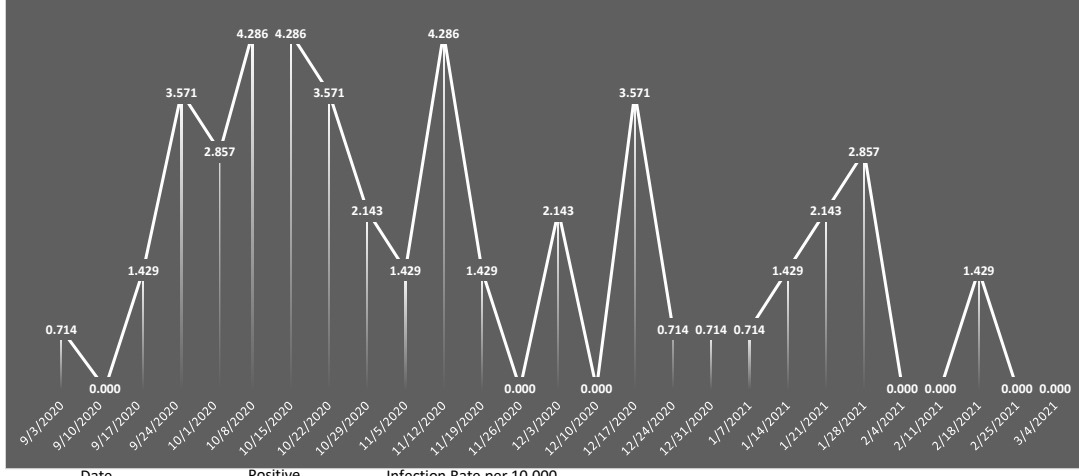


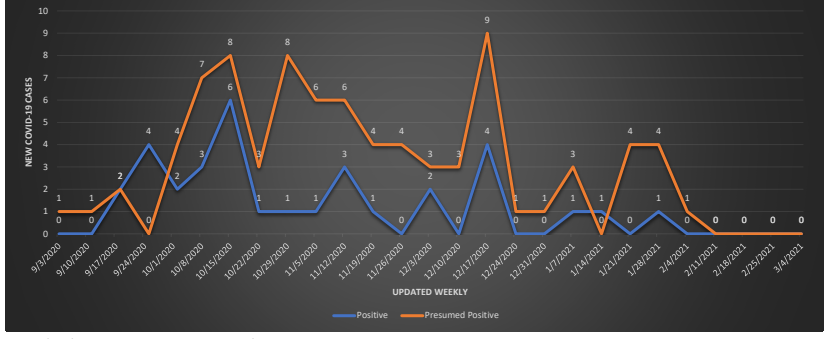
INFECTION RATE PER 10,000



Date	Positive	Infection Rate per 10,000
9/3/2020	1	0.714
9/11/2020	0	0.000
9/18/2020	2	1.429
9/25/2020	5	3.571
10/2/2020	4	2.857
10/8/2020	6	4.286
10/15/2020	6	4.286
10/22/2020	5	3.571
10/29/2020	3	2.143
11/5/2020	2	1.429
11/12/2020	6	4.286
11/19/2020	2	1.429
11/26/2020	0	0
12/3/2020	3	2.14
12/10/2020	0	0
12/17/2020	5	3.57
12/24/2020	1	0.714
12/31/2020	1	0.714
1/7/2021	1	0.714
1/14/2021	2	1.429
1/21/2021	3	2.143
1/28/2021	4	2.857
2/4/2021	0	0
2/11/2021	0	0
2/18/2021	2	1.429
2/25/2021	0	0.000
3/4/2021	0	0
3/11/2021		
3/18/2021		
3/25/2021		
4/1/2021		

Adjusted when new information was provided

Kimberly High School Reported Cases



Week Ending	Positive	Presumed Positive
9/3/2020	0	1
9/11/2020	0	1
9/18/2020	2	2
9/25/2020	4	0
10/2/2020	2	4
10/8/2020	3	7
10/15/2020	6	8
10/22/2020	1	3
10/29/2020	1	8
11/5/2020	1	6
11/12/2020	3	6
11/19/2020	1	4
11/26/2020	0	4
12/3/2020	2	3
12/10/2020	0	3
12/17/2020	4	9
12/24/2020	0	1
12/31/2020	0	1
1/7/2021	1	3
1/14/2021	1	0
1/21/2021	0	4
1/28/2021	1	4
2/4/2021	0	1
2/11/2021	0	0
2/18/2021	0	0
2/25/2021	0	0
3/4/2021	0	0
3/11/2021		
3/18/2021		
3/25/2021		
4/1/2021		

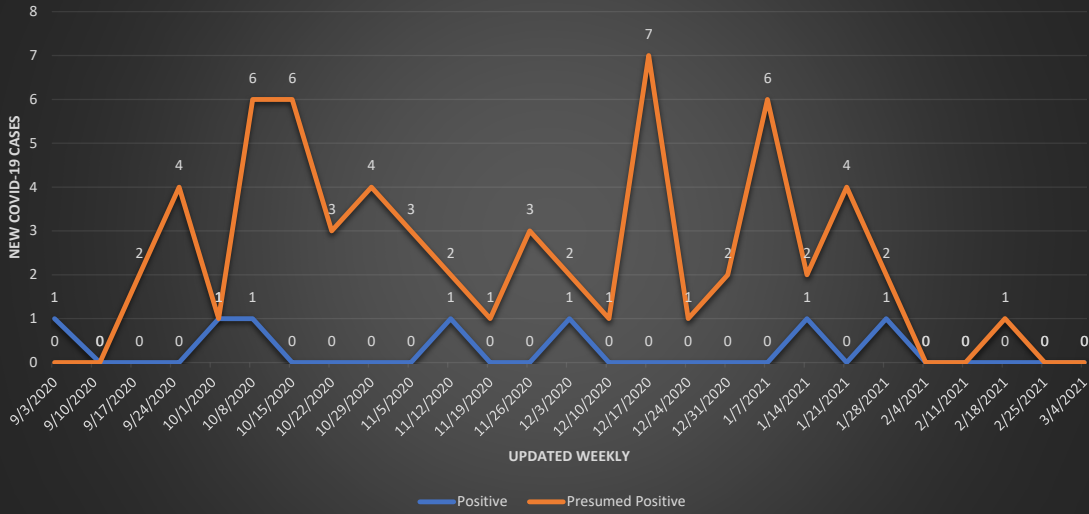
Total Positive:

33

Total Presumed Positive:

83

Kimberly Middle School



Date	Positive	Presumed Positive
9/3/2020	1	0
9/10/2020	0	0
9/17/2020	0	2
9/24/2020	0	4
10/1/2020	1	1
10/8/2020	1	6
10/15/2020	0	6
10/22/2020	0	3
10/29/2020	0	4
11/5/2020	0	3
11/12/2020	1	2
11/19/2020	0	1
11/26/2020	0	3
12/3/2020	1	2
12/10/2020	0	1
12/17/2020	0	7
12/24/2020	0	1
12/31/2020	0	2
1/7/2021	0	6
1/14/2021	1	2
1/21/2021	0	4
1/28/2021	1	2
2/4/2021	0	0
2/11/2021	0	0
2/18/2021	0	1
2/25/2021	0	0
3/4/2021	0	0
3/11/2021		
3/18/2021		
3/25/2021		
4/1/2021		

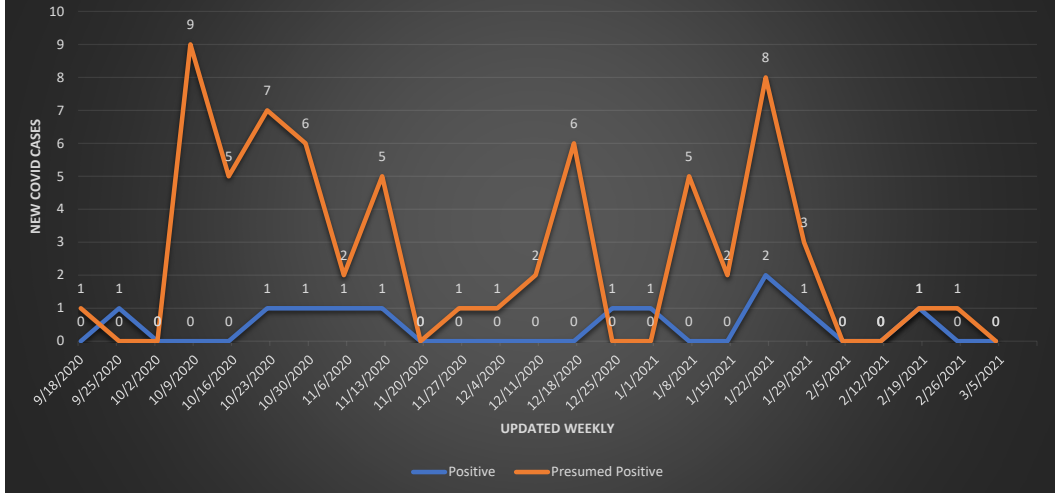
Total Positive:

7

Total Presumed Positive:

63

Kimberly Elementary School Reported Cases



Date	Positive	Presumed Positive
9/3/2020	0	0
9/11/2020	0	3
9/18/2020	0	1
9/25/2020	1	0
10/2/2020	0	0
10/8/2020	0	9
10/15/2020	0	5
10/22/2020	1	7
10/29/2020	1	6
11/5/2020	1	2
11/12/2020	1	5
11/19/2020	0	0
11/26/2020	0	1
12/3/2020	0	1
12/10/2020	0	2
12/17/2020	0	6
12/24/2020	1	0
12/31/2020	1	0
1/7/2021	0	5
1/14/2021	0	2
1/21/2021	2	8
1/28/2021	1	3
2/4/2021	0	0
2/11/2021	0	0
2/11/2021	0	0
2/18/2021	1	1
2/25/2021	0	1
3/4/2021	0	0
3/11/2021		
3/18/2021		
3/25/2021		
4/1/2021		

Total Positive:

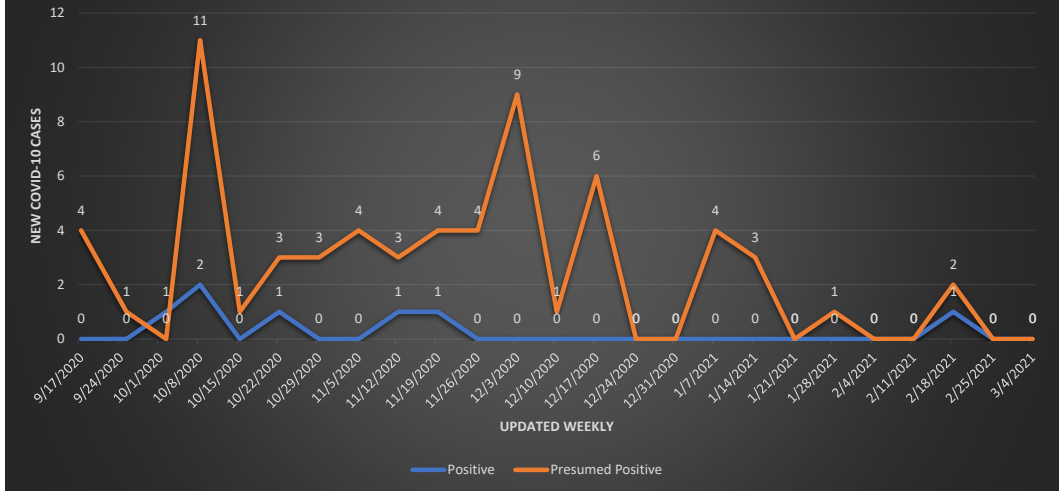
11

Total Presumed Positive:

68

Counts adjusted after new information received

Stricker Elementary



Date	Positive	Presumed Positive
9/3/2020	0	0
9/11/2020	0	0
9/17/2020	0	4
9/25/2020	0	1
10/2/2020	1	0
10/8/2020	2	11
10/15/2020	0	1
10/22/2020	1	3
10/29/2020	0	3
11/5/2020	0	4
11/12/2020	1	3
11/19/2020	1	4
11/26/2020	0	4
12/3/2020	0	9
12/10/2020	0	1
12/17/2020	0	6
12/24/2020	0	0
12/31/2020	0	0
1/7/2021	0	4
1/14/2021	0	3
1/21/2021	0	0
1/28/2021	0	1
2/4/2021	0	0
2/11/2021	0	0
2/18/2021	1	2
2/25/2021	0	0
3/4/2021	0	0
3/11/2021		
3/18/2021		
3/25/2021		
4/1/2021		

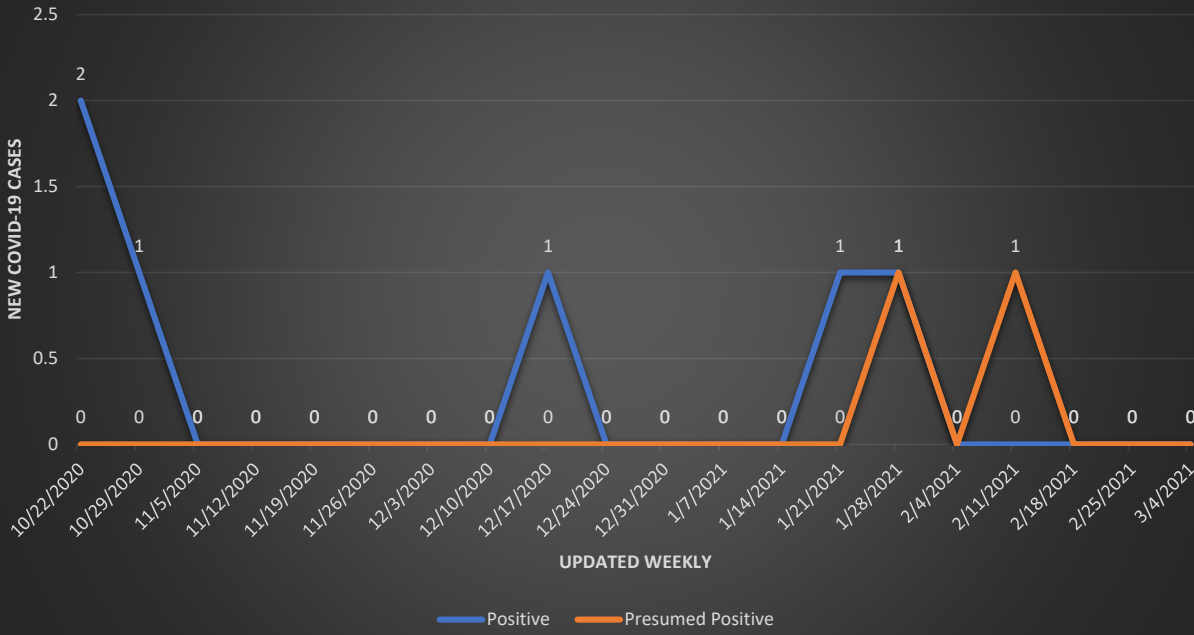
Total Positive:

7

Total Presumed Positive:

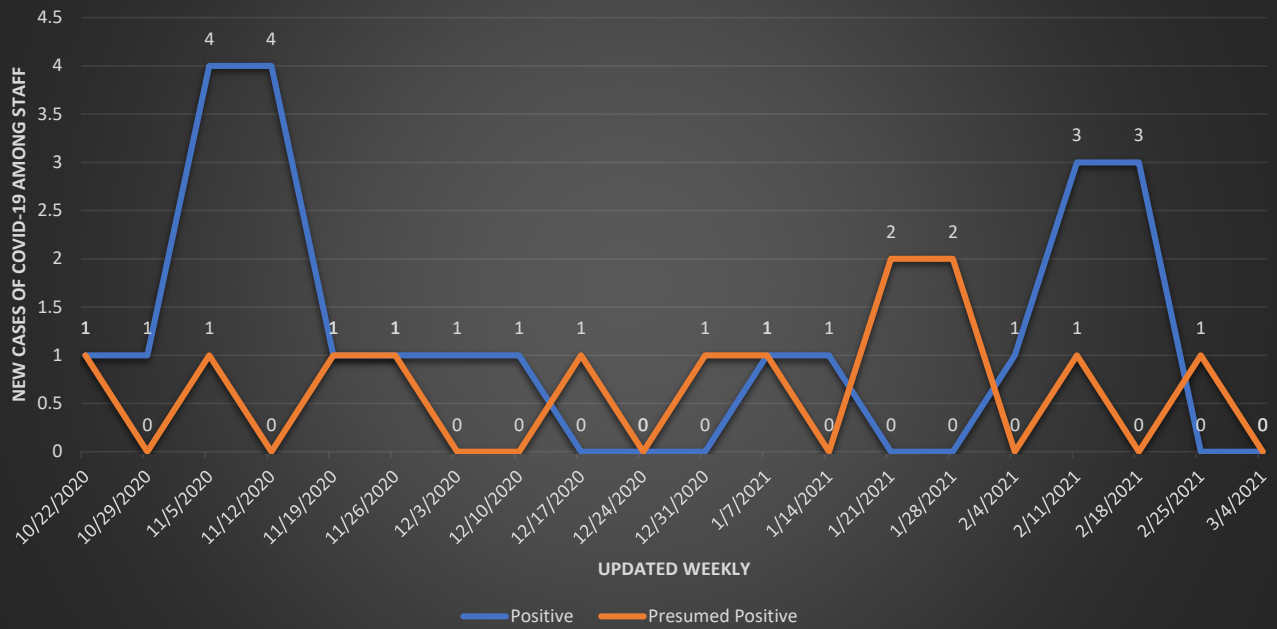
64

Staff working District-wide



Date	Positive	Presumed Positive
10/22/2020	2	0
10/29/2020	1	0
11/5/2020	0	0
11/12/2020	0	0
11/19/2020	0	0
11/26/2020	0	0
12/3/2020	0	0
12/10/2020	0	0
12/17/2020	1	0
12/24/2020	0	0
12/31/2020	0	0
1/7/2021	0	0
1/14/2021	0	0
1/21/2021	1	0
1/28/2021	1	1
2/4/2021	0	0
2/11/2021	0	1
2/18/2021	0	0
2/25/2021	0	0
3/4/2021	0	0
3/11/2021		
3/18/2021		
3/25/2021		
4/1/2021		

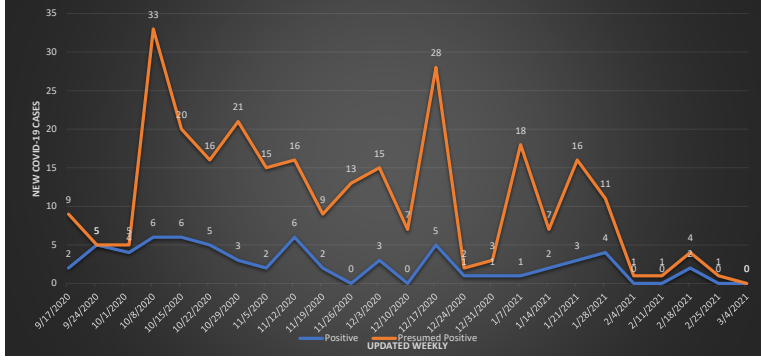
KDS EMPLOYEES



Date	Positive	Presumed Positive	Total Positive:	#NAME?
10/1/2020	1	1		
10/9/2020	1	0		
10/15/2020	4	1		
10/22/2020	4	1		
10/29/2020	1	0		
11/5/2020	1	1		
11/12/2020	1	0		
11/19/2020	1	1		
11/26/2020	0	1		
12/3/2020	0	0		
12/10/2020	0	0		
12/17/2020	1	1		
12/24/2020	1	0		
12/31/2020	0	1		
1/7/2021	0	1		
1/14/2021	1	0		
1/21/2021	3	2		
1/28/2021	3	2		
2/4/2021	0	0		
2/11/2021	0	1		
2/18/2021	1	0		
2/25/2021	0	1		
3/4/2021	0	0		
3/11/2021				
3/18/2021				
3/25/2021				
4/1/2021				

Total Positive: #NAME?
 Total Presumed Positive: 15

Kimberly School District Reported Cases



Total Positive: 64
 Total Student Tested Positive: #NAME? #NAME?
 Total Staff Tested Positive: #NAME? #NAME?

Total Presumed Positive: 281
 Total Students Presumed Positive: 266 95%
 Total Staff Presumed Positive: 15 5%

* presumed positive includes but not limited to a household member having COVID-19

Date	Positive	Presumed Positive
9/5/2020	1	1
9/11/2020	0	4
9/17/2020	2	9
9/24/2020	5	5
10/2/2020	4	5
10/8/2020	6	33
10/15/2020	6	20
10/22/2020	5	16
10/29/2020	3	21
11/5/2020	2	15
11/12/2020	6	16
11/19/2020	2	9
11/26/2020	0	13
12/3/2020	3	15
12/10/2020	0	7
12/17/2020	5	28
12/24/2020	1	2
12/31/2020	1	3
1/7/2021	1	18
1/14/2021	2	7
1/21/2021	3	16
1/28/2021	4	11
2/4/2021	0	1
2/11/2021	0	1
2/18/2021	2	4
2/25/2021	0	1
3/4/2021	0	0
3/11/2021		
3/18/2021		
3/25/2021		
4/1/2021		

We were notified of two other positive cases, however they were positive on 10/08, 10/15 so they have been added to those weeks.

Counts adjusted after new information was received