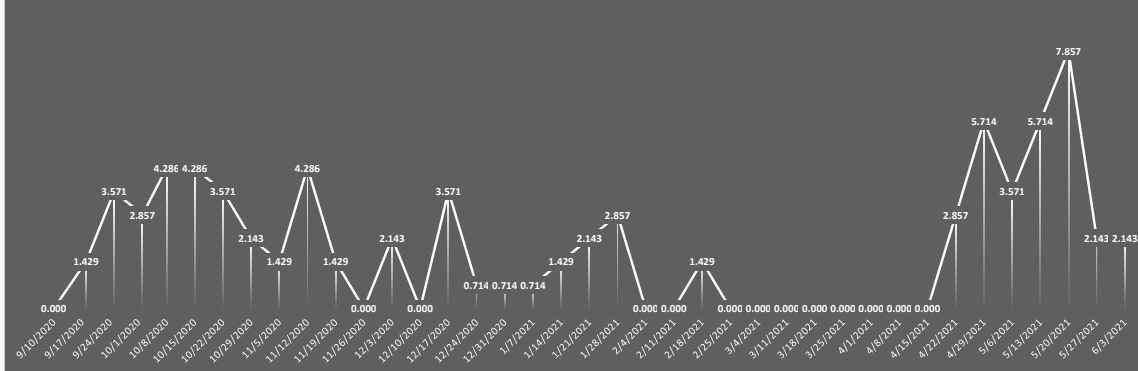


INFECTION RATE PER 10,000 2020-21



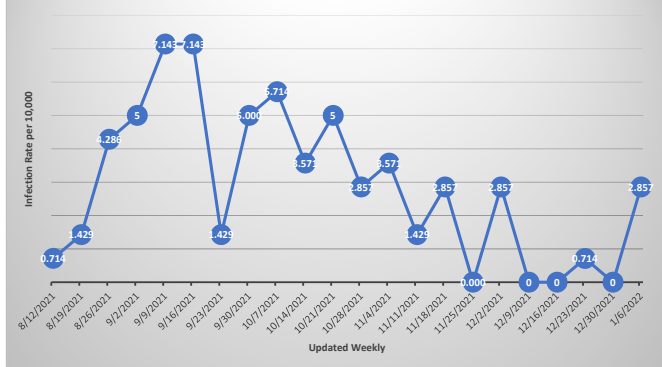
| Date | Positive | Infection Rate per 10,000 |
|------------|----------|---------------------------|
| 9/3/2020 | 1 | 0.000 |
| 9/10/2020 | 0 | 0.000 |
| 9/18/2020 | 2 | 1.429 |
| 9/25/2020 | 5 | 3.571 |
| 10/2/2020 | 4 | 2.857 |
| 10/8/2020 | 6 | 4.286 |
| 10/15/2020 | 6 | 4.286 |
| 10/22/2020 | 5 | 3.571 |
| 10/29/2020 | 3 | 2.143 |
| 11/5/2020 | 2 | 1.429 |
| 11/12/2020 | 6 | 4.286 |
| 11/19/2020 | 2 | 1.429 |
| 11/26/2020 | 0 | 0 |
| 12/3/2020 | 3 | 2.14 |
| 12/10/2020 | 0 | 0 |
| 12/17/2020 | 5 | 3.57 |
| 12/24/2020 | 1 | 0.714 |
| 12/31/2020 | 1 | 0.714 |
| 1/7/2021 | 1 | 0.714 |
| 1/14/2021 | 2 | 1.429 |
| 1/21/2021 | 3 | 2.143 |
| 1/28/2021 | 4 | 2.857 |
| 2/4/2021 | 0 | 0 |
| 2/11/2021 | 0 | 0 |
| 2/18/2021 | 2 | 1.429 |
| 2/25/2021 | 0 | 0.000 |
| 3/4/2021 | 0 | 0.000 |
| 3/11/2021 | 0 | 0.000 |
| 3/18/2021 | 0 | 0.000 |
| 3/25/2021 | 0 | 0.000 |
| 4/1/2021 | 0 | 0.000 |
| 4/8/2021 | 0 | 0.000 |
| 4/15/2021 | 0 | 0.000 |
| 4/22/2021 | 4 | 2.857 |
| 4/29/2021 | 8 | 5.714 |
| 5/6/2021 | 5 | 3.571 |
| 5/13/2021 | 8 | 5.714 |
| 5/20/2021 | 11 | 7.857 |
| 5/27/2021 | 3 | 2.143 |
| 6/3/2021 | 3 | 2.143 |

Thanksgiving Break

Adjusted when new information was provided

Spring Break

Kimberly School District 2021-22

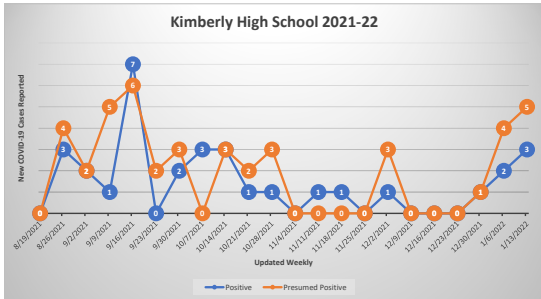
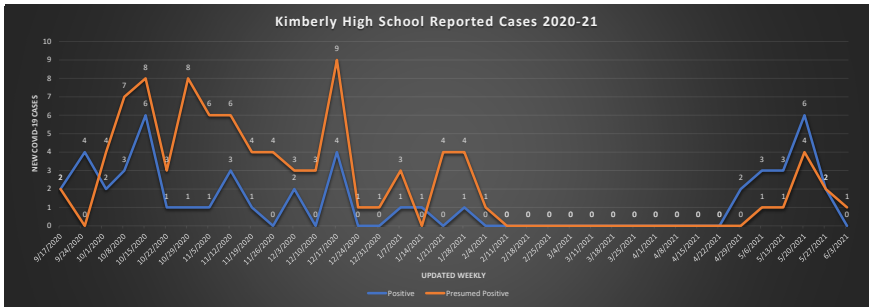


| Date | Positive | Infection Rate per 10,000 |
|------------|----------|---------------------------|
| 8/12/2021 | 1 | 0.714 |
| 8/19/2021 | 2 | 1.429 |
| 8/26/2021 | 6 | 4.286 |
| 9/2/2021 | 7 | 5 |
| 9/9/2021 | 10 | 7.143 |
| 9/16/2021 | 10 | 7.143 |
| 9/23/2021 | 2 | 1.429 |
| 9/30/2021 | 7 | 5.000 |
| 10/7/2021 | 8 | 5.714 |
| 10/14/2021 | 5 | 3.571 |
| 10/21/2021 | 7 | 5 |
| 10/28/2021 | 4 | 2.857 |
| 11/4/2021 | 5 | 3.571 |
| 11/11/2021 | 2 | 1.429 |
| 11/18/2021 | 4 | 2.857 |
| 11/25/2021 | 0 | 0.000 |
| 12/2/2021 | 4 | 2.857 |
| 12/9/2021 | 0 | 0 |
| 12/16/2021 | 0 | 0 |
| 12/23/2021 | 1 | 0.714 |
| 12/30/2021 | 0 | 0 |
| 1/6/2022 | 4 | 2.857 |
| 1/13/2022 | 11 | 7.857 |

Thanksgiving Break

Christmas Break

Christmas Break



| Week Ending | Positive | Presumed Positive |
|-------------|----------|-------------------|
| 9/3/2020 | 0 | 1 |
| 9/10/2020 | 0 | 1 |
| 9/17/2020 | 2 | 2 |
| 9/25/2020 | 4 | 0 |
| 10/2/2020 | 2 | 4 |
| 10/8/2020 | 3 | 7 |
| 10/15/2020 | 6 | 8 |
| 10/22/2020 | 1 | 3 |
| 10/29/2020 | 1 | 8 |
| 11/5/2020 | 1 | 6 |
| 11/12/2020 | 3 | 6 |
| 11/19/2020 | 1 | 4 |
| 11/26/2020 | 0 | 4 |
| 12/3/2020 | 2 | 3 |
| 12/10/2020 | 0 | 3 |
| 12/17/2020 | 4 | 9 |
| 12/24/2020 | 0 | 1 |
| 12/31/2020 | 0 | 1 |
| 1/7/2021 | 1 | 3 |
| 1/14/2021 | 1 | 0 |
| 1/21/2021 | 0 | 4 |
| 1/28/2021 | 1 | 4 |
| 2/4/2021 | 0 | 1 |
| 2/11/2021 | 0 | 0 |
| 2/18/2021 | 0 | 0 |
| 2/25/2021 | 0 | 0 |
| 3/4/2021 | 0 | 0 |
| 3/11/2021 | 0 | 0 |
| 3/18/2021 | 0 | 0 |
| 3/25/2021 | 0 | 0 |
| 4/1/2021 | 0 | 0 |
| 4/8/2021 | 0 | 0 |
| 4/15/2021 | 0 | 0 |
| 4/22/2021 | 0 | 0 |
| 4/29/2021 | 2 | 0 |
| 5/6/2021 | 3 | 1 |
| 5/13/2021 | 3 | 1 |
| 5/20/2021 | 6 | 4 |
| 5/27/2021 | 2 | 2 |
| 6/3/2021 | 0 | 1 |

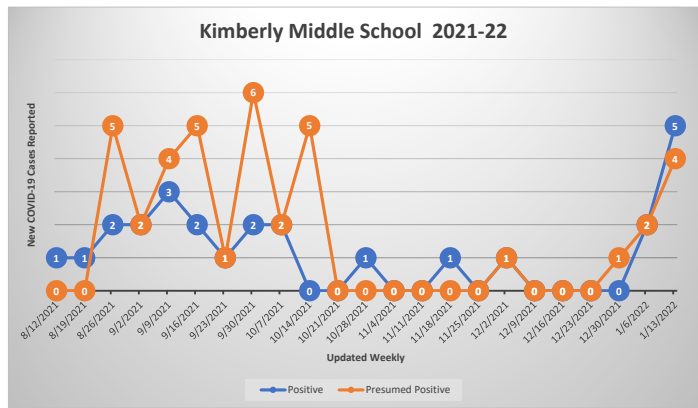
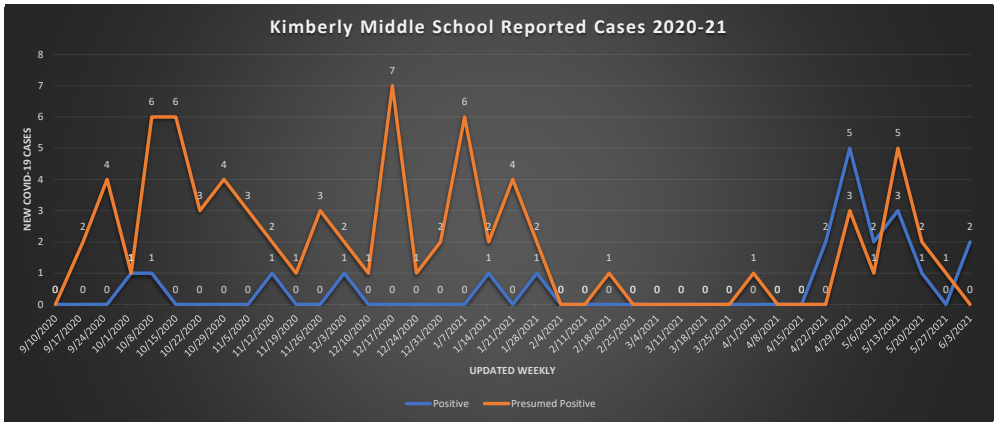
Total Positive: 49 Total Presumed Positive: 92

| Date | Positive | Presumed Positive |
|---------------|-----------|-------------------|
| 8/12/2021 | 0 | 0 |
| 8/19/2021 | 0 | 0 |
| 8/26/2021 | 3 | 4 |
| 9/2/2021 | 2 | 2 |
| 9/9/2021 | 1 | 5 |
| 9/16/2021 | 7 | 6 |
| 9/23/2021 | 0 | 2 |
| 9/30/2021 | 2 | 3 |
| 10/7/2021 | 3 | 0 |
| 10/14/2021 | 3 | 3 |
| 10/21/2021 | 1 | 2 |
| 10/28/2021 | 1 | 3 |
| 11/4/2021 | 0 | 0 |
| 11/11/2021 | 1 | 0 |
| 11/18/2021 | 1 | 0 |
| 11/25/2021 | 0 | 0 |
| 12/2/2021 | 1 | 3 |
| 12/9/2021 | 0 | 0 |
| 12/16/2021 | 0 | 0 |
| 12/23/2021 | 0 | 0 |
| 12/30/2021 | 1 | 1 |
| 1/6/2022 | 2 | 4 |
| 1/13/2022 | 3 | 5 |
| TOTAL: | 32 | 43 |

Spring Break

Thanksgiving Break

Christmas Break
Christmas Break



| Date | Positive | Presumed Positive |
|------------|----------|-------------------|
| 9/3/2020 | 1 | 0 |
| 9/10/2020 | 0 | 0 |
| 9/18/2020 | 0 | 2 |
| 9/25/2020 | 0 | 4 |
| 10/2/2020 | 1 | 1 |
| 10/8/2020 | 1 | 6 |
| 10/15/2020 | 0 | 6 |
| 10/22/2020 | 0 | 3 |
| 10/29/2020 | 0 | 4 |
| 11/5/2020 | 0 | 3 |
| 11/12/2020 | 1 | 2 |
| 11/19/2020 | 0 | 1 |
| 11/26/2020 | 0 | 3 |
| 12/3/2020 | 1 | 2 |
| 12/10/2020 | 0 | 1 |
| 12/17/2020 | 0 | 7 |
| 12/24/2020 | 0 | 1 |
| 12/31/2020 | 0 | 2 |
| 1/7/2021 | 0 | 6 |
| 1/14/2021 | 1 | 2 |
| 1/21/2021 | 0 | 4 |
| 1/28/2021 | 1 | 2 |
| 2/4/2021 | 0 | 0 |
| 2/11/2021 | 0 | 0 |
| 2/18/2021 | 0 | 1 |
| 2/25/2021 | 0 | 0 |
| 3/4/2021 | 0 | 0 |
| 3/11/2021 | 0 | 0 |
| 3/18/2021 | 0 | 0 |
| 3/25/2021 | 0 | 0 |
| 4/1/2021 | 0 | 1 |
| 4/8/2021 | 0 | 0 |
| 4/15/2021 | 0 | 0 |
| 4/22/2021 | 2 | 0 |
| 4/29/2021 | 5 | 3 |
| 5/6/2021 | 2 | 1 |
| 5/13/2021 | 3 | 5 |
| 5/20/2021 | 1 | 2 |
| 5/27/2021 | 0 | 1 |
| 6/3/2021 | 2 | 0 |

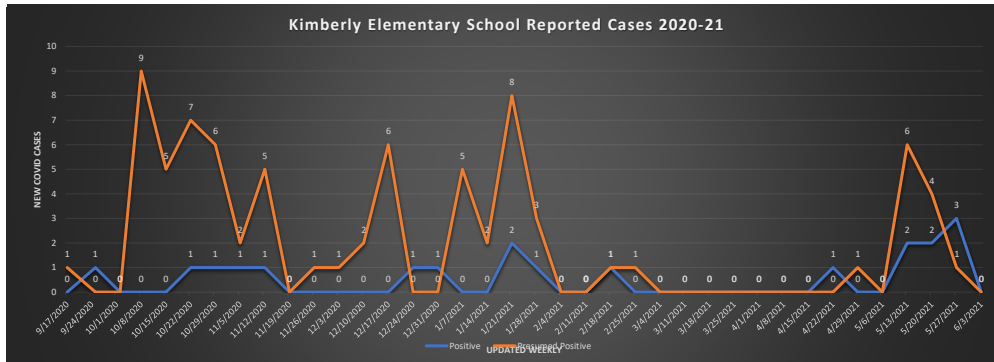
Total Positive: 22 Total Presumed Positive: 76

| Date | Positive | Presumed Positive |
|------------|----------|-------------------|
| 8/12/2021 | 1 | 0 |
| 8/19/2021 | 1 | 0 |
| 8/26/2021 | 2 | 5 |
| 9/2/2021 | 2 | 2 |
| 9/9/2021 | 3 | 4 |
| 9/16/2021 | 2 | 5 |
| 9/23/2021 | 1 | 1 |
| 9/30/2021 | 2 | 6 |
| 10/7/2021 | 2 | 2 |
| 10/14/2021 | 0 | 5 |
| 10/21/2021 | 0 | 0 |
| 10/28/2021 | 1 | 0 |
| 11/4/2021 | 0 | 0 |
| 11/11/2021 | 0 | 0 |
| 11/18/2021 | 1 | 0 |
| 11/25/2021 | 0 | 0 |
| 12/2/2021 | 1 | 1 |
| 12/9/2021 | 0 | 0 |
| 12/16/2021 | 0 | 0 |
| 12/23/2021 | 0 | 0 |
| 12/30/2021 | 0 | 1 |
| 1/6/2022 | 2 | 2 |
| 1/13/2022 | 5 | 4 |

Thanksgiving Break

Christmas Break
Christmas Break

TOTAL: 26 38



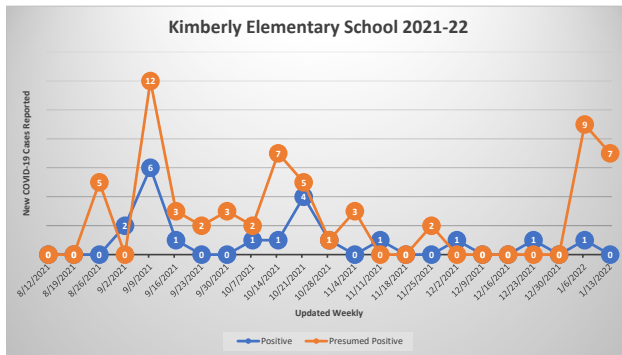
| Date | Positive | Presumed Positive |
|------------|----------|-------------------|
| 9/3/2020 | 0 | 0 |
| 9/11/2020 | 0 | 3 |
| 9/17/2020 | 0 | 1 |
| 9/25/2020 | 1 | 0 |
| 10/2/2020 | 0 | 0 |
| 10/8/2020 | 0 | 9 |
| 10/15/2020 | 0 | 5 |
| 10/22/2020 | 1 | 7 |
| 10/29/2020 | 1 | 6 |
| 11/5/2020 | 1 | 2 |
| 11/12/2020 | 1 | 5 |
| 11/19/2020 | 0 | 0 |
| 11/26/2020 | 0 | 1 |
| 12/3/2020 | 0 | 1 |
| 12/10/2020 | 0 | 2 |
| 12/17/2020 | 0 | 6 |
| 12/24/2020 | 1 | 0 |
| 12/31/2020 | 1 | 0 |
| 1/7/2021 | 0 | 5 |
| 1/14/2021 | 0 | 2 |
| 1/21/2021 | 2 | 8 |
| 1/28/2021 | 1 | 3 |
| 2/4/2021 | 0 | 0 |
| 2/11/2021 | 0 | 0 |
| 2/18/2021 | 1 | 1 |
| 2/25/2021 | 0 | 1 |
| 3/4/2021 | 0 | 0 |
| 3/11/2021 | 0 | 0 |
| 3/18/2021 | 0 | 0 |
| 3/25/2021 | 0 | 0 |
| 4/1/2021 | 0 | 0 |
| 4/8/2021 | 0 | 0 |
| 4/15/2021 | 0 | 0 |
| 4/22/2021 | 1 | 0 |
| 4/29/2021 | 0 | 1 |
| 5/6/2021 | 0 | 0 |
| 5/13/2021 | 2 | 6 |
| 5/20/2021 | 2 | 4 |
| 5/27/2021 | 3 | 1 |
| 6/3/2021 | 0 | 0 |

Total Positive: 19 Total Presumed Positive: 80

Counts adjusted after new information received

Spring Break

One of the positives is from preschool-am



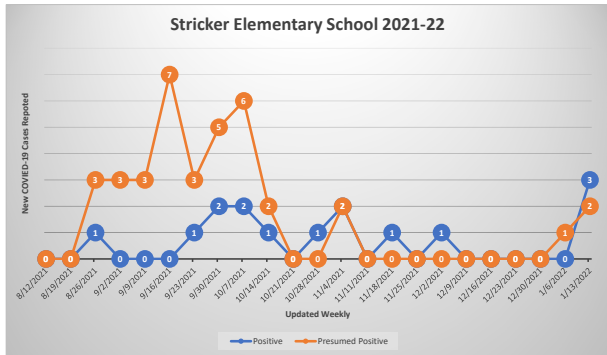
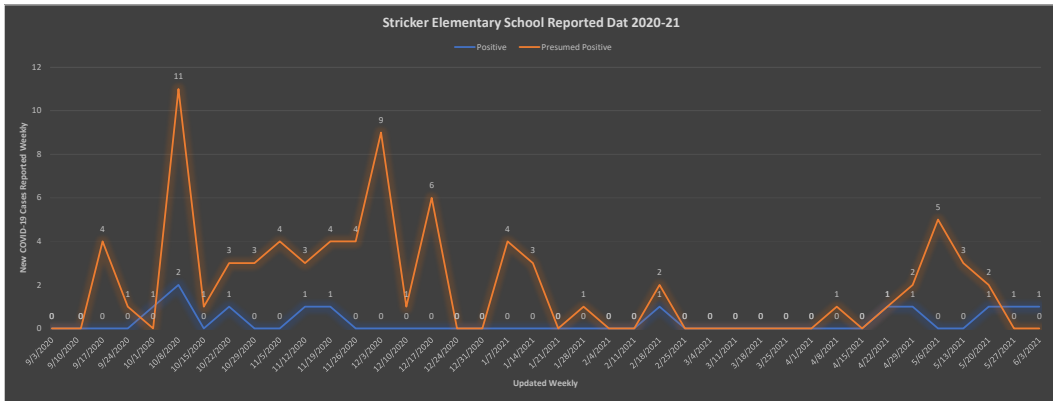
| Date | Positive | Presumed Positive |
|------------|----------|-------------------|
| 8/12/2021 | 0 | 0 |
| 8/19/2021 | 0 | 0 |
| 8/26/2021 | 0 | 5 |
| 9/2/2021 | 2 | 0 |
| 9/9/2021 | 6 | 12 |
| 9/16/2021 | 1 | 3 |
| 9/23/2021 | 0 | 2 |
| 9/30/2021 | 0 | 3 |
| 10/7/2021 | 1 | 2 |
| 10/14/2021 | 1 | 7 |
| 10/21/2021 | 4 | 5 |
| 10/28/2021 | 1 | 1 |
| 11/4/2021 | 0 | 3 |
| 11/11/2021 | 1 | 0 |
| 11/18/2021 | 0 | 0 |
| 11/25/2021 | 0 | 2 |
| 12/2/2021 | 1 | 0 |
| 12/9/2021 | 0 | 0 |
| 12/16/2021 | 0 | 0 |
| 12/23/2021 | 1 | 0 |
| 12/30/2021 | 0 | 0 |
| 1/6/2022 | 1 | 9 |
| 1/13/2022 | 0 | 7 |

TOTAL: 20 61

Thanksgiving Break

Christmans Break

Christmans Break



| Date | Positive | Presumed Positive |
|---------------|-----------|-------------------|
| 9/3/2020 | 0 | 0 |
| 9/11/2020 | 0 | 0 |
| 9/17/2020 | 0 | 4 |
| 9/24/2020 | 0 | 1 |
| 10/1/2020 | 1 | 0 |
| 10/8/2020 | 2 | 11 |
| 10/15/2020 | 0 | 1 |
| 10/22/2020 | 1 | 3 |
| 10/29/2020 | 0 | 0 |
| 11/5/2020 | 0 | 4 |
| 11/12/2020 | 1 | 3 |
| 11/19/2020 | 1 | 4 |
| 11/26/2020 | 0 | 4 |
| 12/3/2020 | 0 | 9 |
| 12/10/2020 | 0 | 1 |
| 12/17/2020 | 0 | 6 |
| 12/24/2020 | 0 | 0 |
| 12/31/2020 | 0 | 0 |
| 1/7/2021 | 0 | 4 |
| 1/14/2021 | 0 | 3 |
| 1/21/2021 | 0 | 0 |
| 1/28/2021 | 0 | 1 |
| 2/4/2021 | 0 | 0 |
| 2/11/2021 | 0 | 0 |
| 2/18/2021 | 1 | 2 |
| 2/25/2021 | 0 | 0 |
| 3/4/2021 | 0 | 0 |
| 3/11/2021 | 0 | 0 |
| 3/18/2021 | 0 | 0 |
| 3/25/2021 | 0 | 0 |
| 4/1/2021 | 0 | 0 |
| 4/8/2021 | 0 | 1 |
| 4/15/2021 | 0 | 0 |
| 4/22/2021 | 1 | 1 |
| 4/29/2021 | 1 | 2 |
| 5/6/2021 | 0 | 5 |
| 5/13/2021 | 0 | 3 |
| 5/20/2021 | 1 | 2 |
| 5/27/2021 | 1 | 0 |
| 6/3/2021 | 1 | 0 |
| Spring Break | | |
| 8/12/2021 | 0 | 0 |
| 8/19/2021 | 0 | 0 |
| 8/26/2021 | 1 | 3 |
| 9/2/2021 | 0 | 3 |
| 9/9/2021 | 0 | 3 |
| 9/16/2021 | 0 | 7 |
| 9/23/2021 | 1 | 3 |
| 9/30/2021 | 2 | 5 |
| 10/7/2021 | 2 | 6 |
| 10/14/2021 | 1 | 2 |
| 10/21/2021 | 0 | 0 |
| 10/28/2021 | 1 | 0 |
| 11/4/2021 | 2 | 2 |
| 11/11/2021 | 0 | 0 |
| 11/18/2021 | 1 | 0 |
| 11/25/2021 | 0 | 0 |
| 12/2/2021 | 1 | 0 |
| 12/9/2021 | 0 | 0 |
| 12/16/2021 | 0 | 0 |
| 12/23/2021 | 0 | 0 |
| 12/30/2021 | 0 | 0 |
| 1/6/2022 | 0 | 1 |
| 1/13/2022 | 3 | 2 |
| TOTAL: | 15 | 37 |

Total Positive: 12 Total Presumed Positive: 78

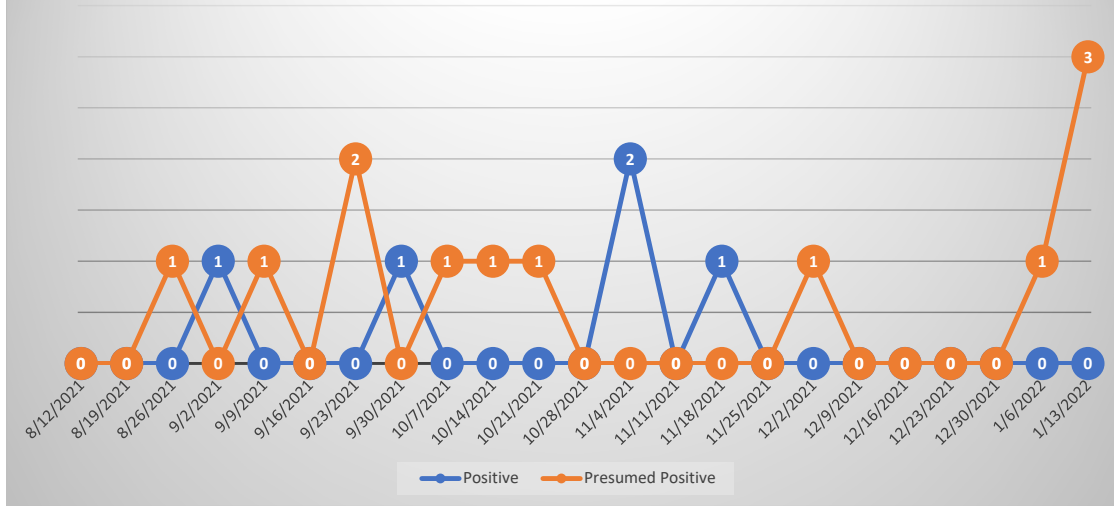
Spring Break

Thanksgiving Break

Christmas Break

Christmas Break

RISE Charter School

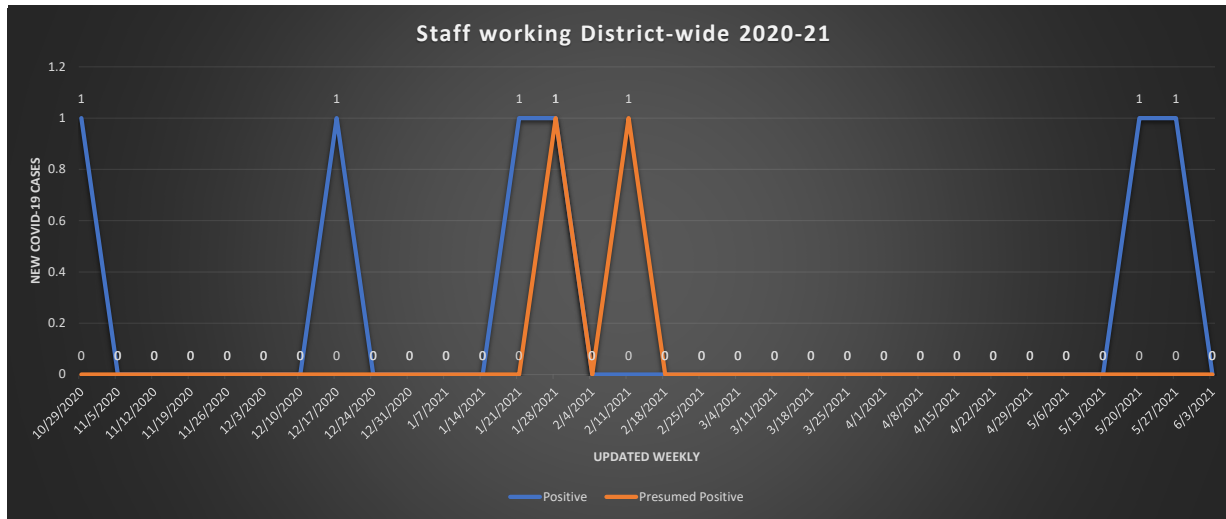


| Date | Positive | Presumed Positive |
|------------|----------|-------------------|
| 8/12/2021 | 0 | 0 |
| 8/19/2021 | 0 | 0 |
| 8/26/2021 | 0 | 1 |
| 9/2/2021 | 1 | 0 |
| 9/9/2021 | 0 | 1 |
| 9/16/2021 | 0 | 0 |
| 9/23/2021 | 0 | 2 |
| 9/30/2021 | 1 | 0 |
| 10/7/2021 | 0 | 1 |
| 10/14/2021 | 0 | 1 |
| 10/21/2021 | 0 | 1 |
| 10/28/2021 | 0 | 0 |
| 11/4/2021 | 2 | 0 |
| 11/11/2021 | 0 | 0 |
| 11/18/2021 | 1 | 0 |
| 11/25/2021 | 0 | 0 |
| 12/2/2021 | 0 | 1 |
| 12/9/2021 | 0 | 0 |
| 12/16/2021 | 0 | 0 |
| 12/23/2021 | 0 | 0 |
| 12/30/2021 | 0 | 0 |
| 1/6/2022 | 0 | 1 |
| 1/13/2022 | 0 | 3 |

Thanksgiving Break

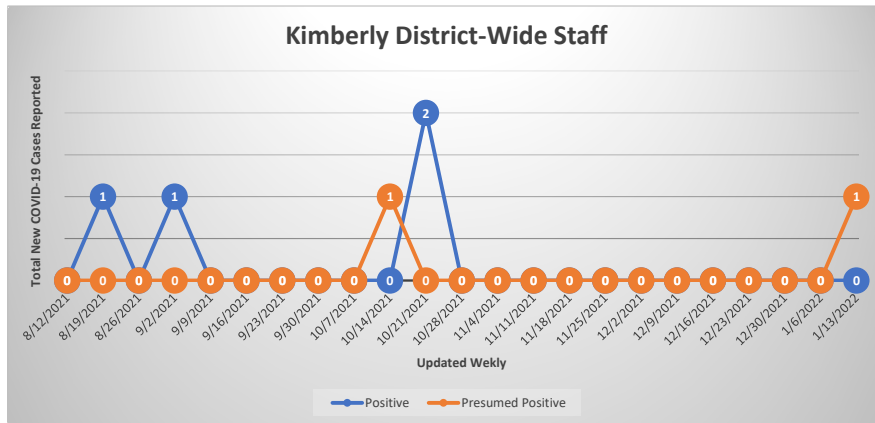
Christmas Break
Christmas Break

TOTAL: 5 12



| Date | Positive | Presumed Positive |
|------------|----------|-------------------|
| 10/22/2020 | 2 | 0 |
| 10/29/2020 | 1 | 0 |
| 11/5/2020 | 0 | 0 |
| 11/12/2020 | 0 | 0 |
| 11/19/2020 | 0 | 0 |
| 11/26/2020 | 0 | 0 |
| 12/3/2020 | 0 | 0 |
| 12/10/2020 | 0 | 0 |
| 12/17/2020 | 1 | 0 |
| 12/24/2020 | 0 | 0 |
| 12/31/2020 | 0 | 0 |
| 1/7/2021 | 0 | 0 |
| 1/14/2021 | 0 | 0 |
| 1/21/2021 | 1 | 0 |
| 1/28/2021 | 1 | 1 |
| 2/4/2021 | 0 | 0 |
| 2/11/2021 | 0 | 1 |
| 2/18/2021 | 0 | 0 |
| 2/25/2021 | 0 | 0 |
| 3/4/2021 | 0 | 0 |
| 3/11/2021 | 0 | 0 |
| 3/18/2021 | 0 | 0 |
| 3/25/2021 | 0 | 0 |
| 4/1/2021 | 0 | 0 |
| 4/8/2021 | 0 | 0 |
| 4/15/2021 | 0 | 0 |
| 4/22/2021 | 0 | 0 |
| 4/29/2021 | 0 | 0 |
| 5/6/2021 | 0 | 0 |
| 5/13/2021 | 0 | 0 |
| 5/20/2021 | 1 | 0 |
| 5/27/2021 | 1 | 0 |
| 6/3/2021 | 0 | 0 |

Spring Break



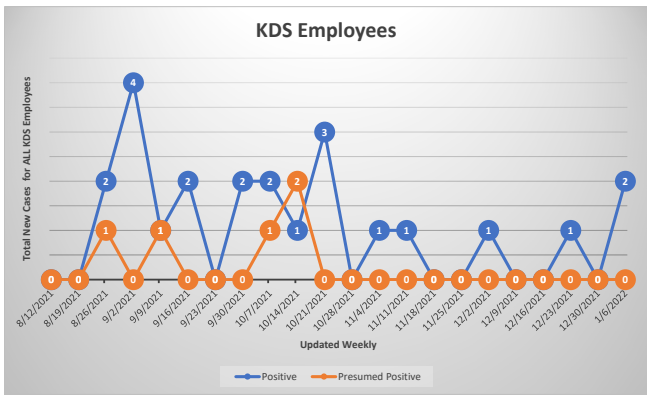
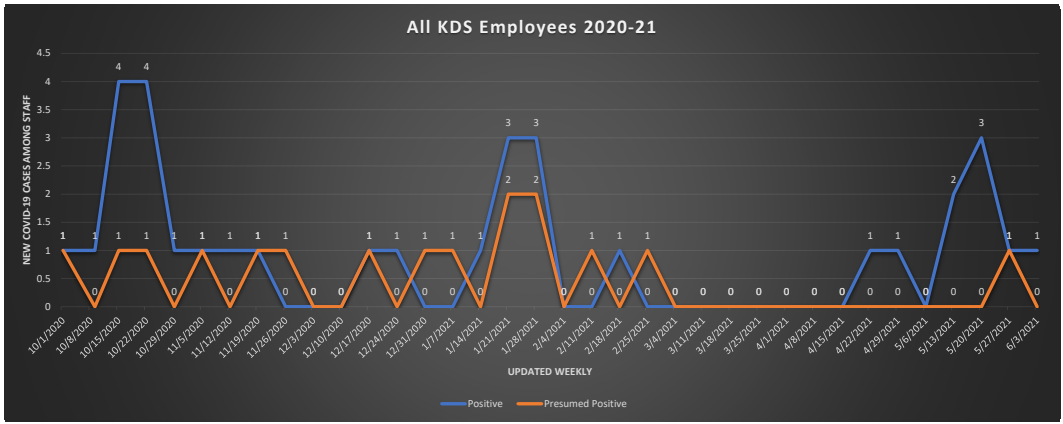
| Date | Positive | Presumed Positive |
|------------|----------|-------------------|
| 8/12/2021 | 0 | 0 |
| 8/19/2021 | 1 | 0 |
| 8/26/2021 | 0 | 0 |
| 9/2/2021 | 1 | 0 |
| 9/9/2021 | 0 | 0 |
| 9/16/2021 | 0 | 0 |
| 9/23/2021 | 0 | 0 |
| 9/30/2021 | 0 | 0 |
| 10/7/2021 | 0 | 0 |
| 10/14/2021 | 0 | 1 |
| 10/21/2021 | 2 | 0 |
| 10/28/2021 | 0 | 0 |
| 11/4/2021 | 0 | 0 |
| 11/11/2021 | 0 | 0 |
| 11/18/2021 | 0 | 0 |
| 11/25/2021 | 0 | 0 |
| 12/2/2021 | 0 | 0 |
| 12/9/2021 | 0 | 0 |
| 12/16/2021 | 0 | 0 |
| 12/23/2021 | 0 | 0 |
| 12/30/2021 | 0 | 0 |

Thanksgiving Break

Christmas Break

Christmas Break

| | | |
|---------------|----------|----------|
| 1/6/2022 | 0 | 0 |
| 1/13/2022 | 0 | 1 |
| TOTAL: | 4 | 2 |



| Date | Positive | Presumed Positive |
|------------|----------|-------------------|
| 10/1/2020 | 1 | 1 |
| 10/9/2020 | 1 | 0 |
| 10/15/2020 | 4 | 1 |
| 10/22/2020 | 4 | 1 |
| 10/29/2020 | 1 | 0 |
| 11/5/2020 | 1 | 1 |
| 11/12/2020 | 1 | 0 |
| 11/19/2020 | 1 | 1 |
| 11/26/2020 | 0 | 1 |
| 12/3/2020 | 0 | 0 |
| 12/10/2020 | 0 | 0 |
| 12/17/2020 | 1 | 1 |
| 12/24/2020 | 1 | 0 |
| 12/31/2020 | 0 | 1 |
| 1/7/2021 | 0 | 1 |
| 1/14/2021 | 1 | 0 |
| 1/21/2021 | 3 | 2 |
| 1/28/2021 | 3 | 2 |
| 2/4/2021 | 0 | 0 |
| 2/11/2021 | 0 | 1 |
| 2/18/2021 | 1 | 0 |
| 2/25/2021 | 0 | 1 |
| 3/4/2021 | 0 | 0 |
| 3/11/2021 | 0 | 0 |
| 3/18/2021 | 0 | 0 |
| 3/25/2021 | 0 | 0 |
| 4/1/2021 | 0 | 0 |
| 4/8/2021 | 0 | 0 |
| 4/15/2021 | 0 | 0 |
| 4/22/2021 | 1 | 0 |
| 4/29/2021 | 1 | 0 |
| 5/6/2021 | 0 | 0 |
| 5/13/2021 | 2 | 0 |
| 5/20/2021 | 3 | 0 |
| 5/27/2021 | 1 | 1 |
| 6/3/2021 | 1 | 0 |

Total Positive: 33
Total Presumed Positive: 16

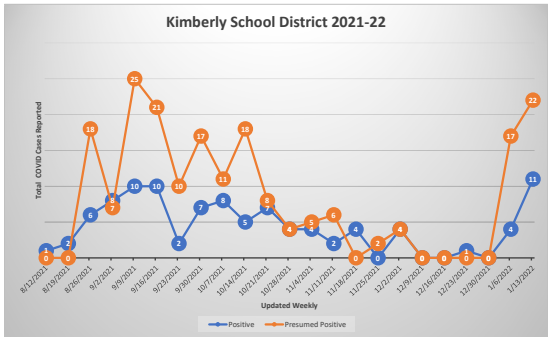
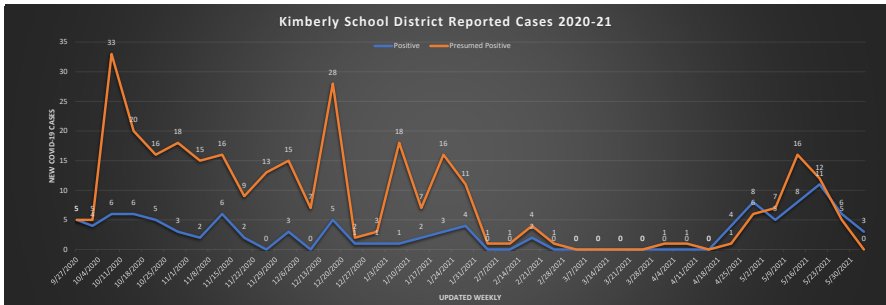
| Date | Positive | Presumed Positive |
|------------|----------|-------------------|
| 8/12/2021 | 0 | 0 |
| 8/19/2021 | 0 | 0 |
| 8/26/2021 | 2 | 1 |
| 9/2/2021 | 4 | 0 |
| 9/9/2021 | 1 | 1 |
| 9/16/2021 | 2 | 0 |
| 9/23/2021 | 0 | 0 |
| 9/30/2021 | 2 | 0 |
| 10/7/2021 | 2 | 1 |
| 10/14/2021 | 1 | 2 |
| 10/21/2021 | 3 | 0 |
| 10/28/2021 | 0 | 0 |
| 11/4/2021 | 1 | 0 |
| 11/11/2021 | 1 | 0 |
| 11/18/2021 | 0 | 0 |
| 11/25/2021 | 0 | 0 |
| 12/2/2021 | 1 | 0 |
| 12/9/2021 | 0 | 0 |
| 12/16/2021 | 0 | 0 |
| 12/23/2021 | 1 | 0 |
| 12/30/2021 | 0 | 0 |
| 1/6/2022 | 2 | 0 |
| 1/13/2022 | 2 | 2 |
| 1/20/2022 | 0 | 0 |

Spring Break

Thanksgiving Break

Christmas Break
Christmas Break

TOTAL: 25 7



| Date | Positive | Presumed Positive |
|------------|----------|-------------------|
| 9/5/2020 | 1 | 1 |
| 9/11/2020 | 0 | 4 |
| 9/17/2020 | 2 | 9 |
| 9/27/2020 | 5 | 5 |
| 10/2/2020 | 4 | 5 |
| 10/8/2020 | 6 | 33 |
| 10/15/2020 | 6 | 20 |
| 10/22/2020 | 5 | 16 |
| 10/29/2020 | 3 | 18 |
| 11/5/2020 | 2 | 15 |
| 11/12/2020 | 6 | 16 |
| 11/19/2020 | 2 | 9 |
| 11/26/2020 | 0 | 13 |
| 12/3/2020 | 3 | 15 |
| 12/10/2020 | 0 | 7 |
| 12/17/2020 | 5 | 28 |
| 12/24/2020 | 1 | 2 |
| 12/31/2020 | 1 | 3 |
| 1/7/2021 | 1 | 18 |
| 1/14/2021 | 2 | 7 |
| 1/21/2021 | 3 | 16 |
| 1/28/2021 | 4 | 11 |
| 2/4/2021 | 0 | 1 |
| 2/11/2021 | 0 | 1 |
| 2/18/2021 | 2 | 4 |
| 2/25/2021 | 0 | 1 |
| 3/4/2021 | 0 | 0 |
| 3/11/2021 | 0 | 0 |
| 3/18/2021 | 0 | 0 |
| 3/25/2021 | 0 | 0 |
| 4/1/2021 | 0 | 1 |
| 4/8/2021 | 0 | 1 |
| 4/15/2021 | 0 | 0 |
| 4/22/2021 | 4 | 1 |
| 4/29/2021 | 8 | 6 |
| 5/6/2021 | 5 | 7 |
| 5/13/2021 | 8 | 16 |
| 5/20/2021 | 11 | 12 |
| 5/27/2021 | 6 | 5 |
| 6/3/2021 | 3 | 0 |

We were notified of two other positive cases, however they were positive on 10/08, 10/15 so they have been added to those weeks.

Total Positive: 109
 Total Student Tested Positive: 76 70%
 Total Staff Tested Positive: 33 30%

Total Presumed Positive: 327
 Total Students Presumed Positive: 311 95%
 Total Staff Presumed Positive: 16 5%

* presumed positive includes but not limited to a household member having COVID-19

| Date | Positive | Presumed Positive |
|------------|----------|-------------------|
| 8/12/2021 | 1 | 0 |
| 8/19/2021 | 2 | 0 |
| 8/26/2021 | 6 | 18 |
| 9/2/2021 | 8 | 7 |
| 9/9/2021 | 10 | 25 |
| 9/16/2021 | 10 | 21 |
| 9/23/2021 | 2 | 10 |
| 9/30/2021 | 7 | 17 |
| 10/7/2021 | 8 | 11 |
| 10/14/2021 | 5 | 18 |
| 10/21/2021 | 7 | 8 |
| 10/28/2021 | 4 | 4 |
| 11/4/2021 | 4 | 5 |
| 11/11/2021 | 2 | 6 |
| 11/18/2021 | 4 | 0 |
| 11/25/2021 | 0 | 2 |
| 12/2/2021 | 4 | 4 |
| 12/9/2021 | 0 | 0 |
| 12/16/2021 | 0 | 0 |
| 12/23/2021 | 1 | 0 |
| 12/30/2021 | 0 | 0 |
| 1/6/2022 | 4 | 17 |
| 1/13/2022 | 11 | 22 |

TOTAL: 100 195