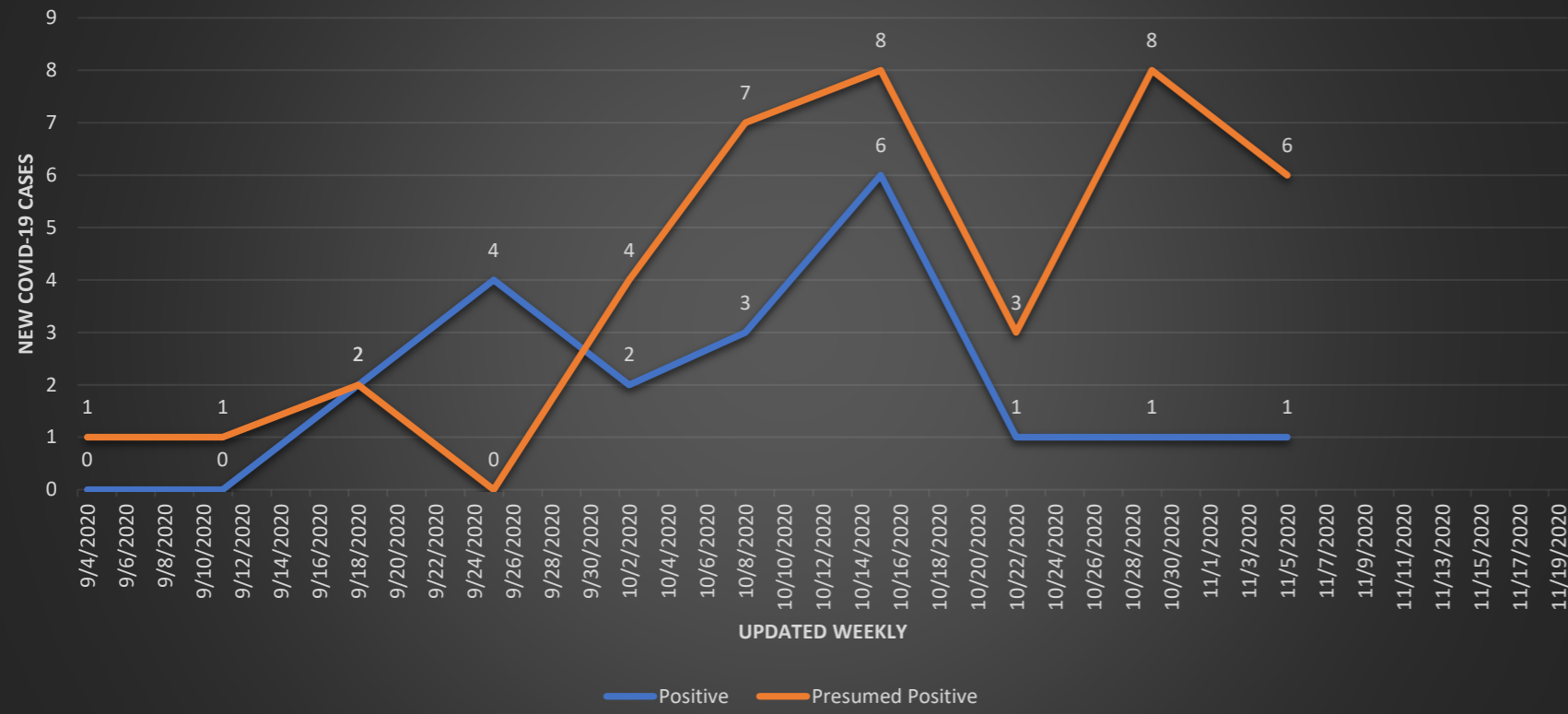


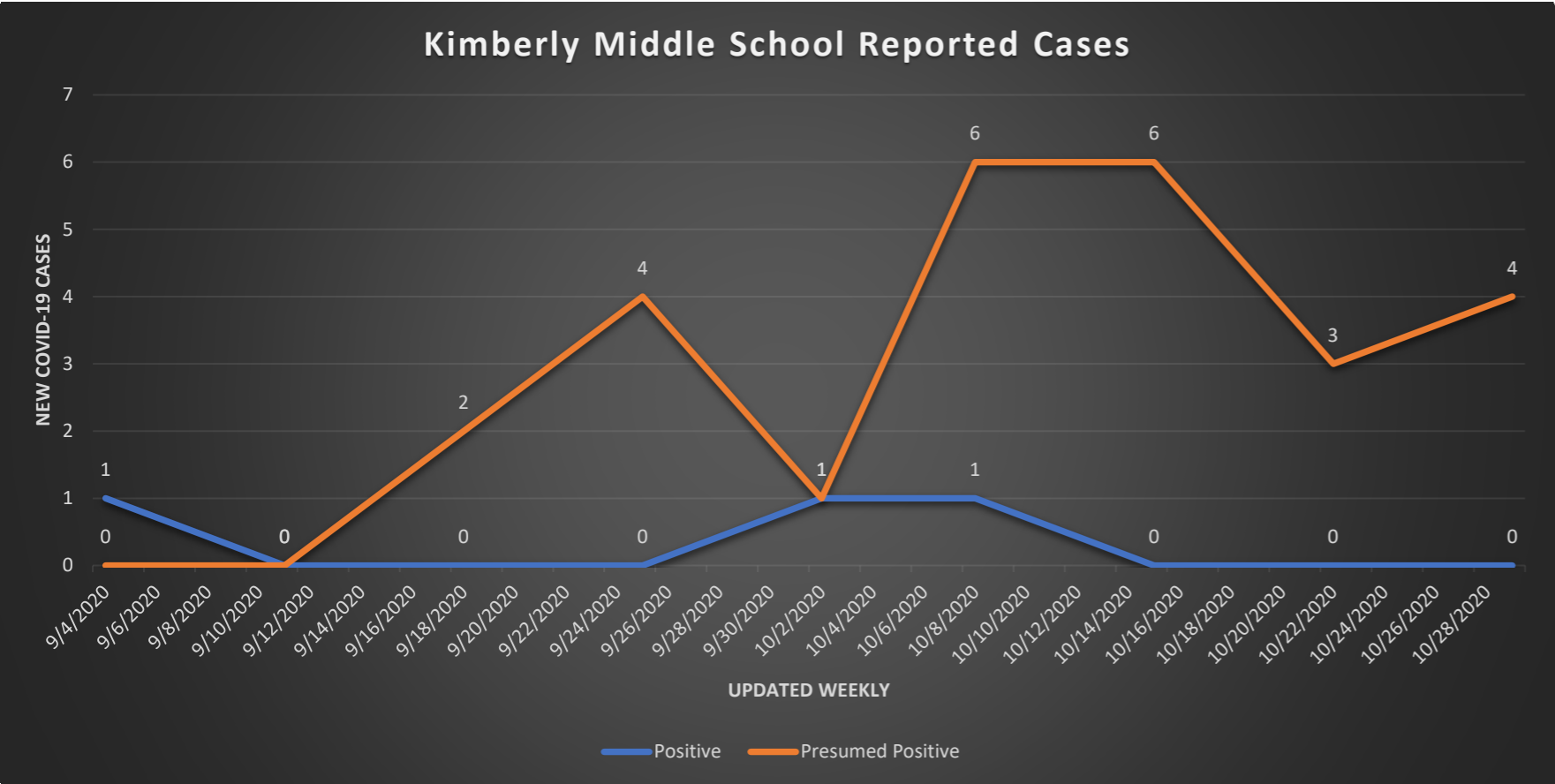
## Kimberly High School Reported Cases



Date	Positive	Presumed Positive
9/4/2020	0	1
9/11/2020	0	1
9/18/2020	2	2
9/25/2020	4	0
10/2/2020	2	4
10/8/2020	3	7
10/15/2020	6	8
10/22/2020	1	3
10/29/2020	1	8
11/5/2020	1	6
11/12/2020		
11/19/2020		

Total Positive: 20

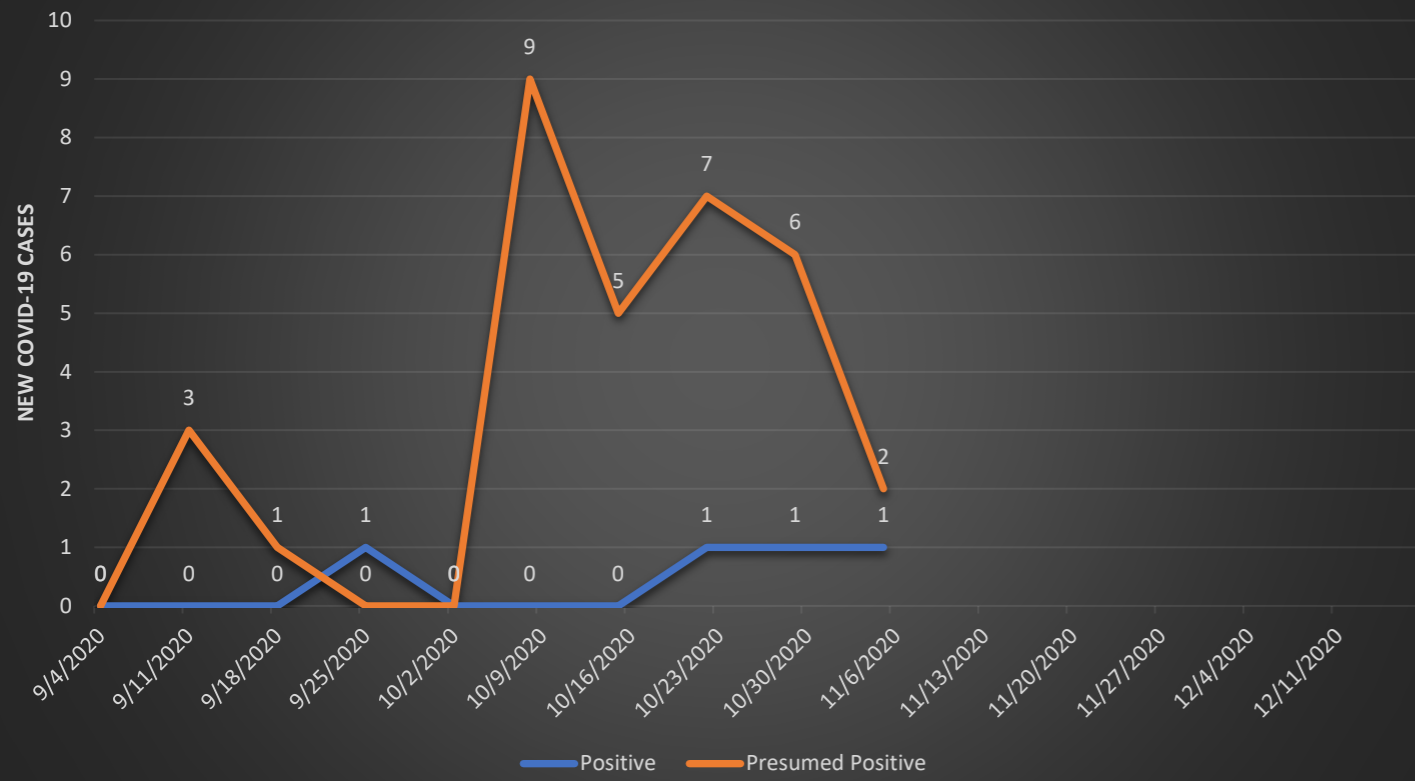
Total Presumed Positive: 40



Date	Positive	Presumed Positive
9/4/2020	1	0
9/11/2020	0	0
9/18/2020	0	2
9/25/2020	0	4
10/2/2020	1	1
10/8/2020	1	6
10/15/2020	0	6
10/22/2020	0	3
10/29/2020	0	4
11/5/2020	0	3
11/12/2020		
11/19/2020		

Total Positive: 3      Total Presumed Positive: 29

### Kimberly Elementary School Reported Cases

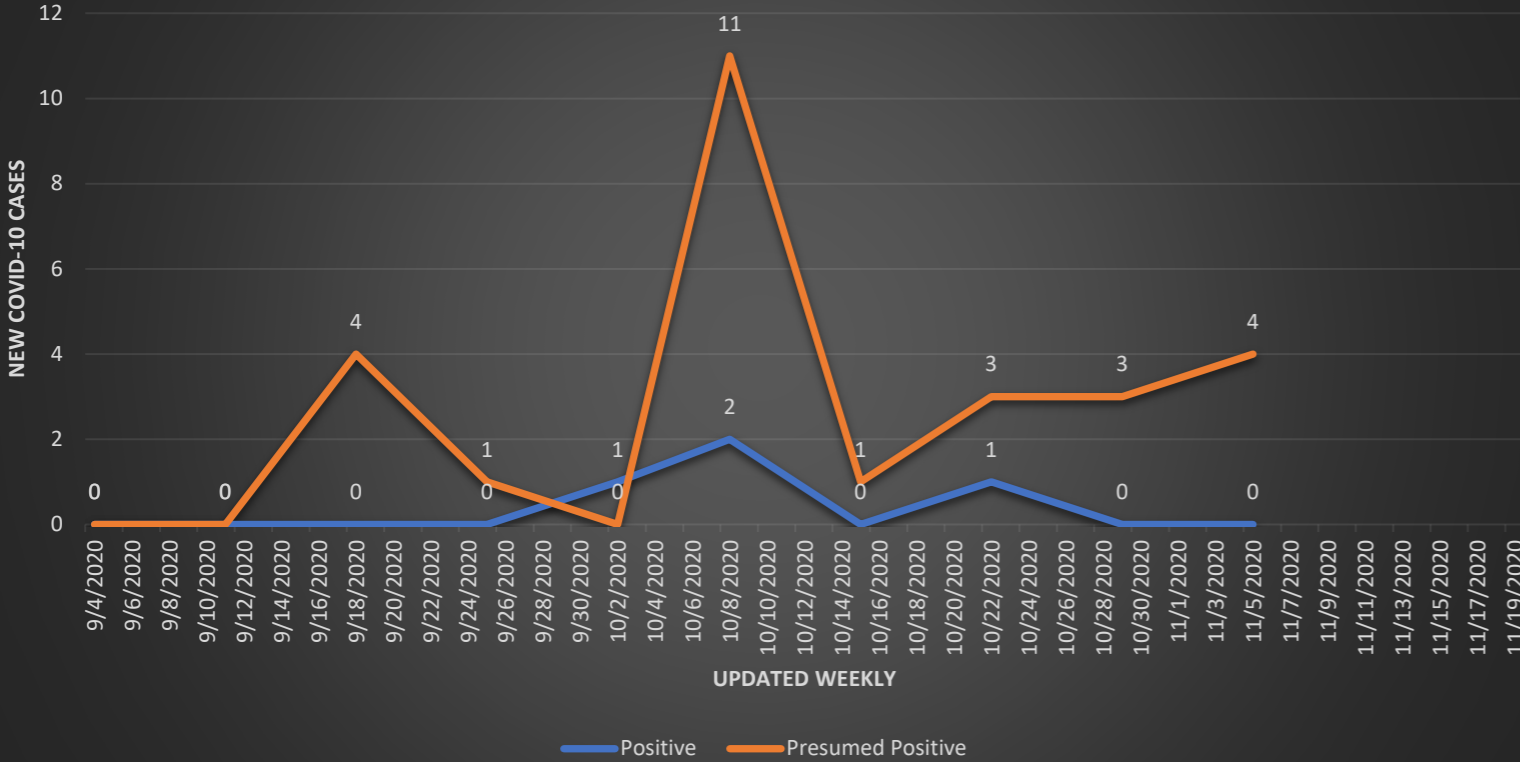


Date	Positive	Presumed Positive
9/4/2020	0	0
9/11/2020	0	3
9/18/2020	0	1
9/25/2020	1	0
10/2/2020	0	0
10/8/2020	0	9
10/15/2020	0	5
10/22/2020	1	7
10/29/2020	1	6
11/5/2020	1	2
11/12/2020		
11/19/2020		
11/26/2020		
12/3/2020		
12/10/2020		
12/17/2020		

Total Positive: 4

Total Presumed Positive: 33

# Stricker Elementary

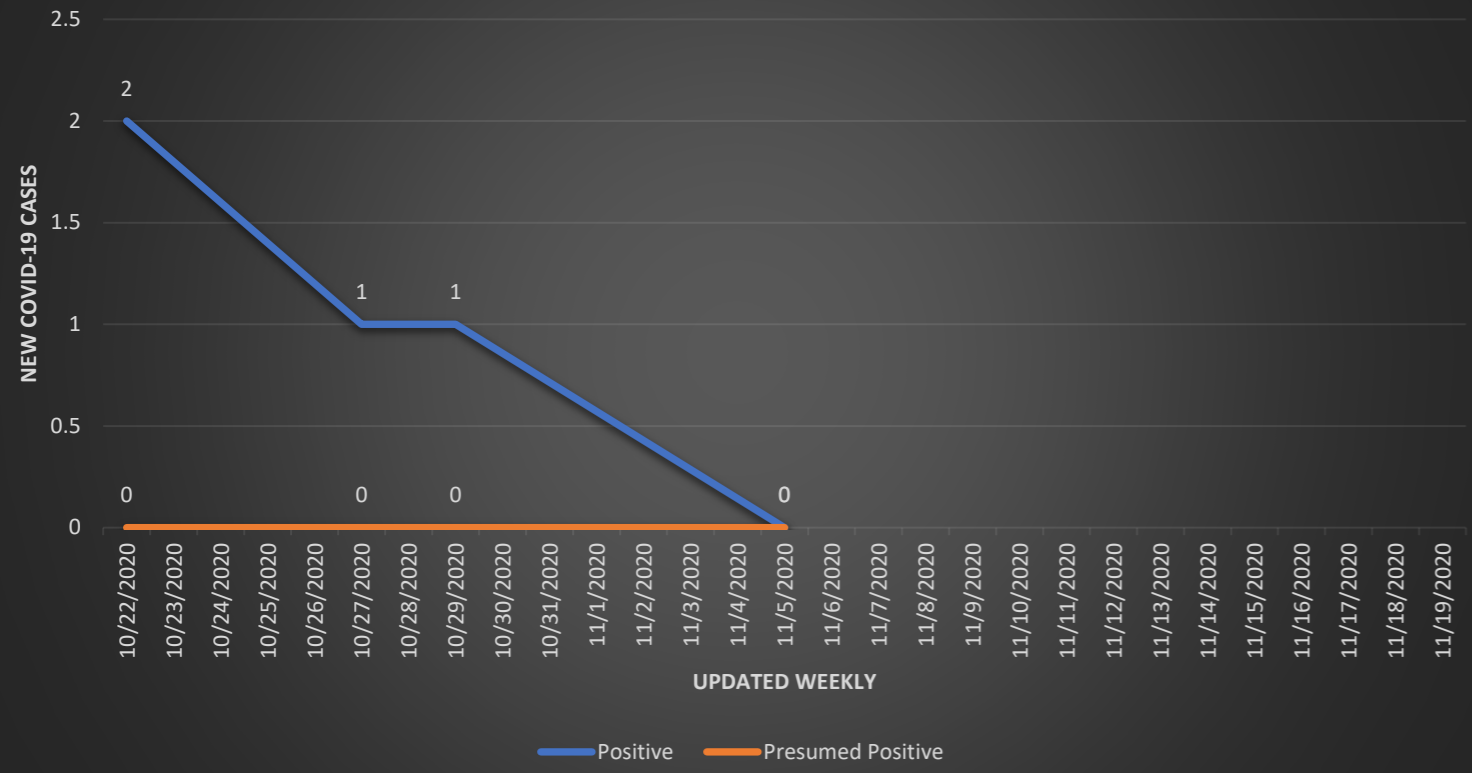


Date	Positive	Presumed Positive
9/4/2020	0	0
9/11/2020	0	0
9/18/2020	0	4
9/25/2020	0	1
10/2/2020	1	0
10/8/2020	2	11
10/15/2020	0	1
10/22/2020	1	3
10/29/2020	0	3
11/5/2020	0	4
11/12/2020		
11/19/2020		

Total Positive: 4

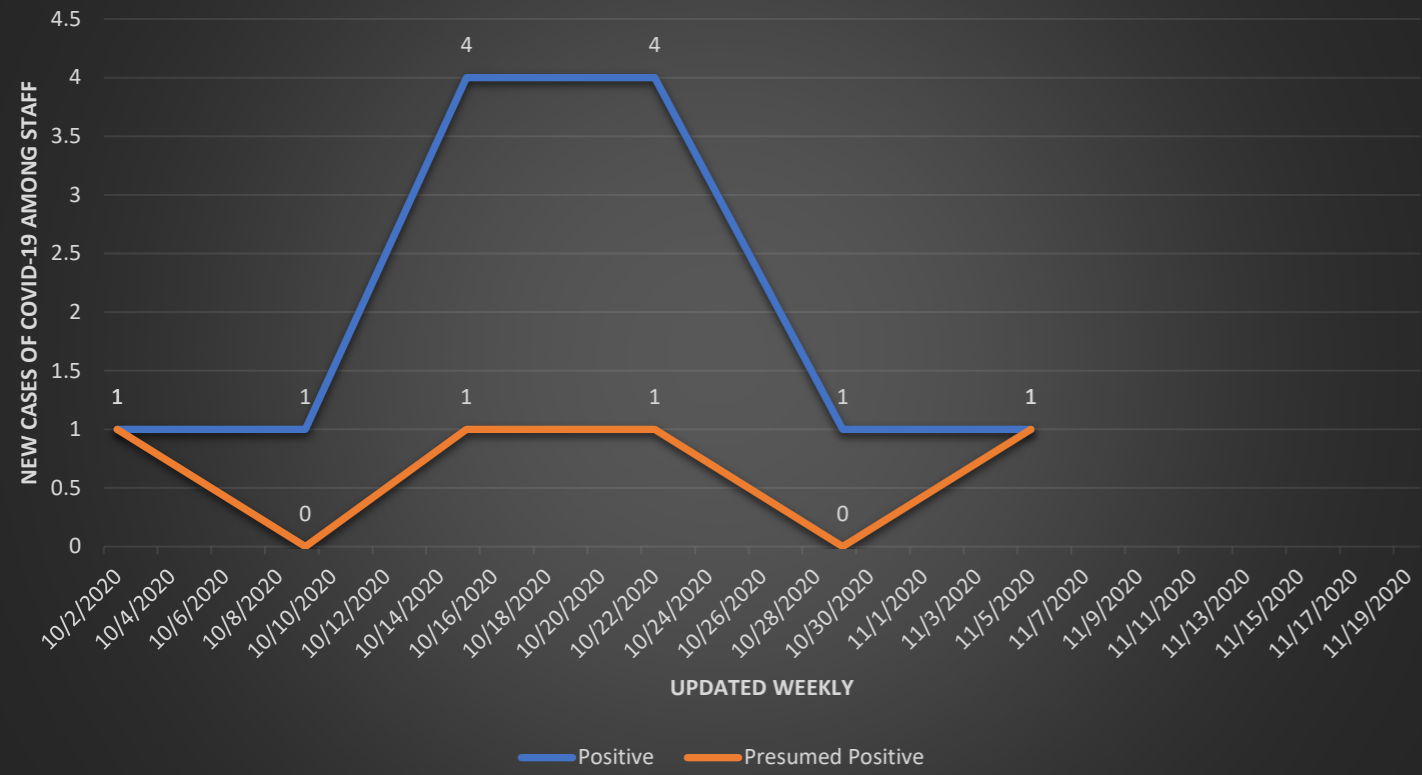
Total Presumed Positive: 27

## Staff working District-wide



Date	Positive	Presumed Positive
10/22/2020	2	0
10/27/2020	1	0
10/29/2020	1	0
11/5/2020	0	0
11/12/2020		
11/19/2020		

## KDS EMPLOYEES

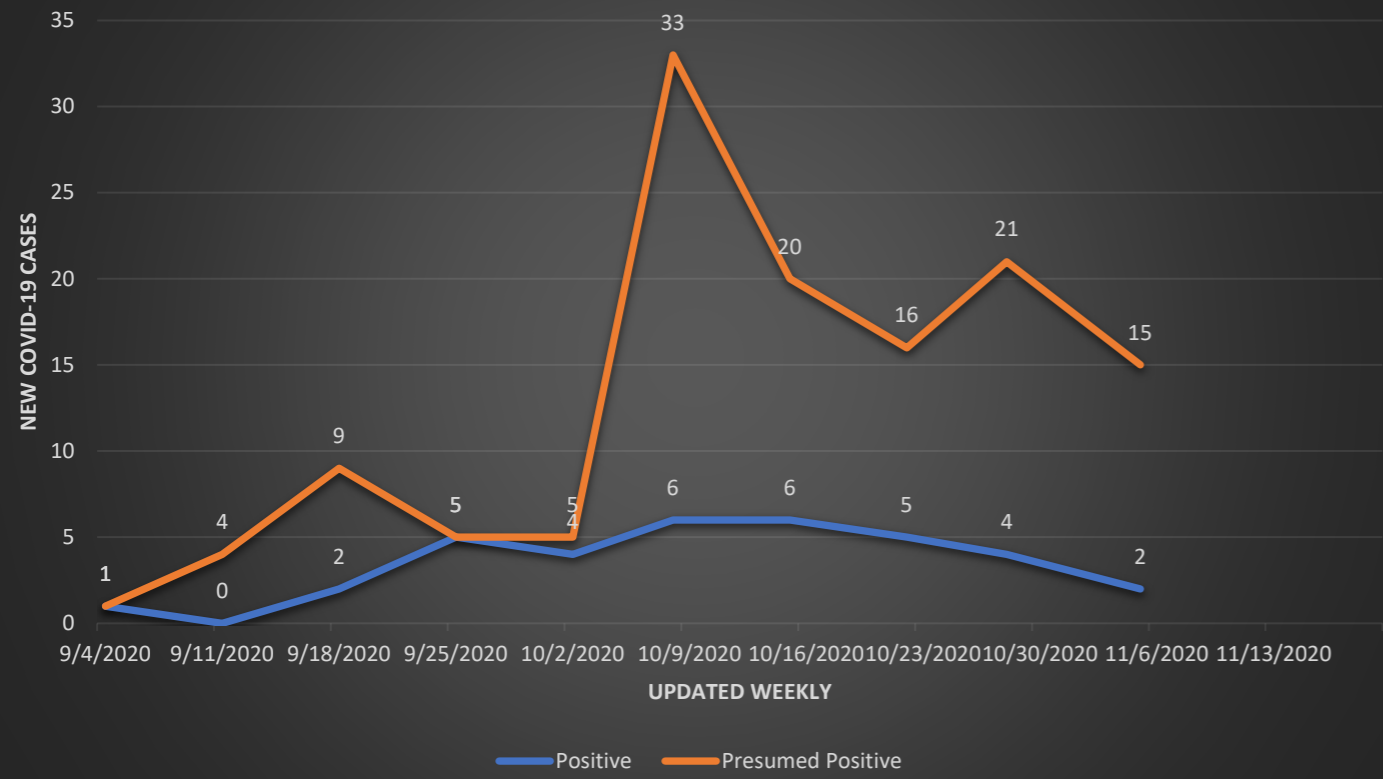


UPDATED WEEKLY

— Positive   
 — Presumed Positive

Date	Positive	Presumed Positive		
10/2/2020	1	1	Total Positive:	12
10/9/2020	1	0	Total Presumed Positive:	4
10/15/2020	4	1		
10/22/2020	4	1		
10/29/2020	1	0		
11/5/2020	1	1		
11/12/2020				
11/19/2020				

## Kimberly School District Reported Cases



Total Positive:	35	
Total Student Tested Positive:	20	57%
Total Staff Tested Positive:	12	34%

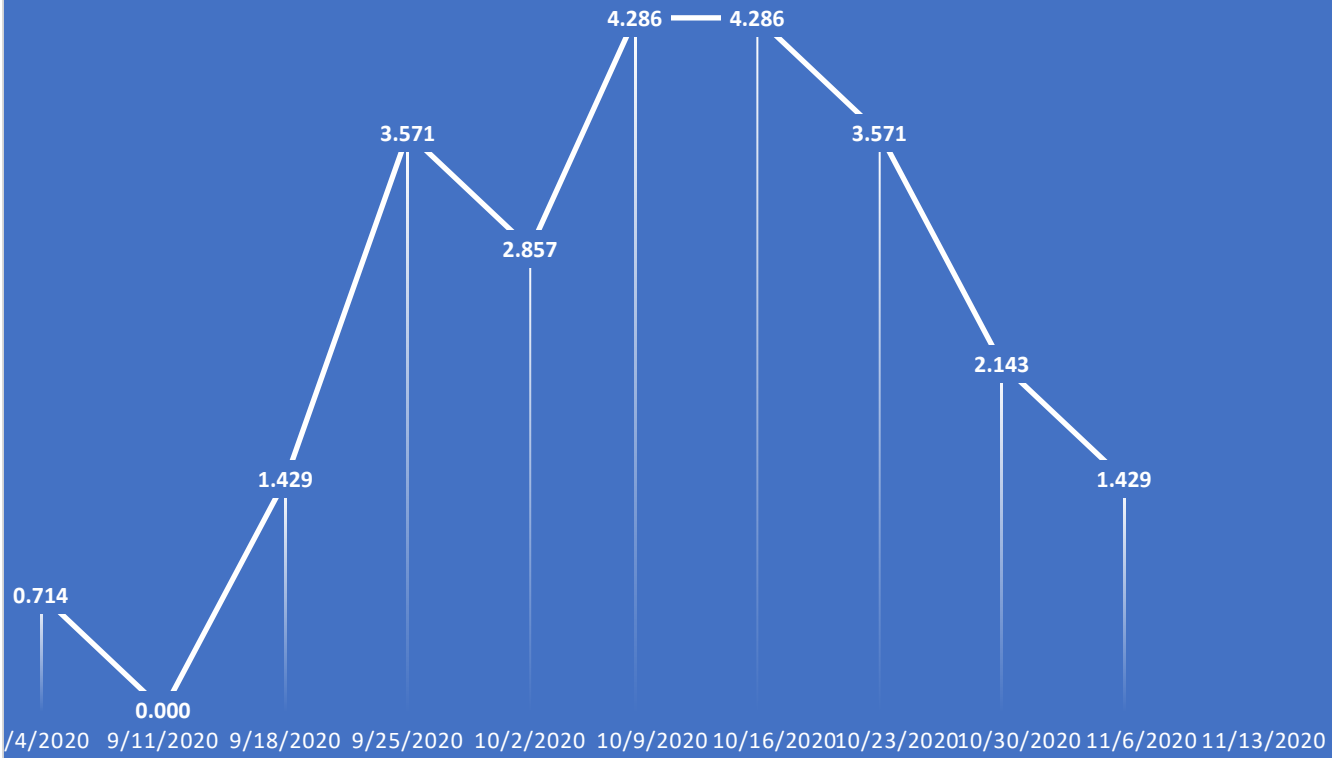
Total Presumed Positive:	129	
Total Students Presumed Positive:	125	97%
Total Staff Presumed Positive:	4	3%

\* presumed positive includes but not limited to a household member having COVID-19

Date	Positive	Presumed Positive
9/4/2020	1	1
9/11/2020	0	4
9/18/2020	2	9
9/25/2020	5	5
10/2/2020	4	5
10/8/2020	6	33
10/15/2020	6	20
10/22/2020	5	16
10/28/2020	4	21
11/5/2020	2	15
11/12/2020		
11/19/2020		

We were notified of two other positive cases, however they were positive on 10/08, 10/15 so they have been added to those weeks.

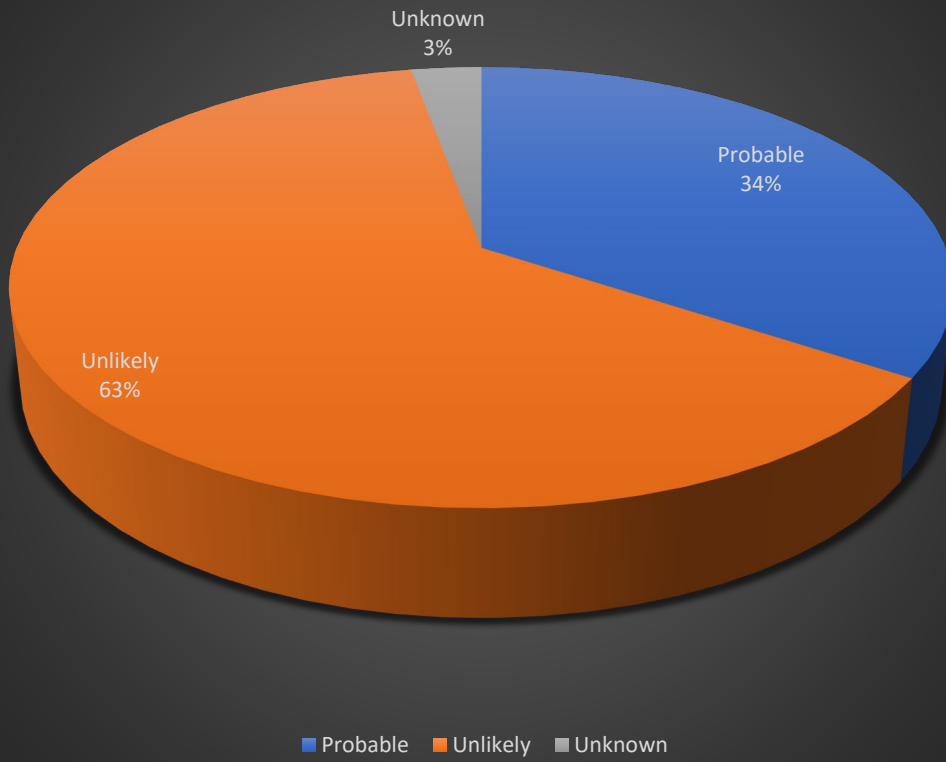
## INFECTION RATE PER 10,000



Date	Positive	Infection Rate per 10,000
9/4/2020	1	0.714
9/11/2020	0	0.000
9/18/2020	2	1.429
9/25/2020	5	3.571
10/2/2020	4	2.857
10/8/2020	6	4.286
10/15/2020	6	4.286
10/22/2020	5	3.571
10/29/2020	3	2.143
11/5/2020	2	1.429
11/12/2020		
11/19/2020		



# Community Spread



## Community Spread

Probable	12	34.29%
Unlikely	22	62.86%
Unknown	1	2.86%