

Date	Positive	Presumed Positive
9/4/2020	0	1
9/11/2020	0	1
9/18/2020	2	2
9/25/2020	4	0
10/2/2020	2	4
10/8/2020	3	7
10/15/2020	6	8
10/22/2020	1	3
10/27/2020	0	7
10/29/2020		
11/5/2020		
11/12/2020		
11/19/2020		

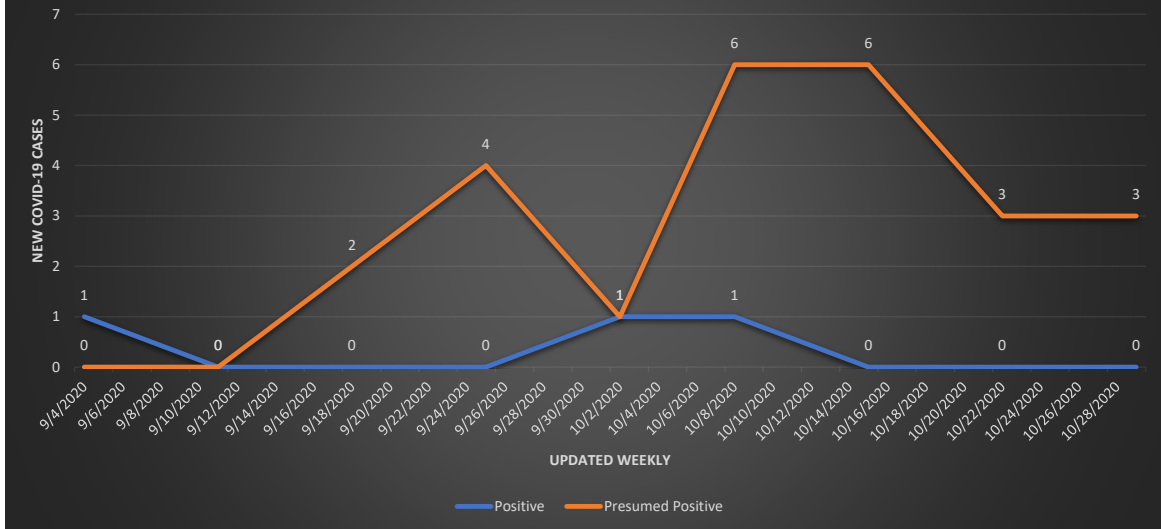
Total Positive:

18

Total Presumed Positive:

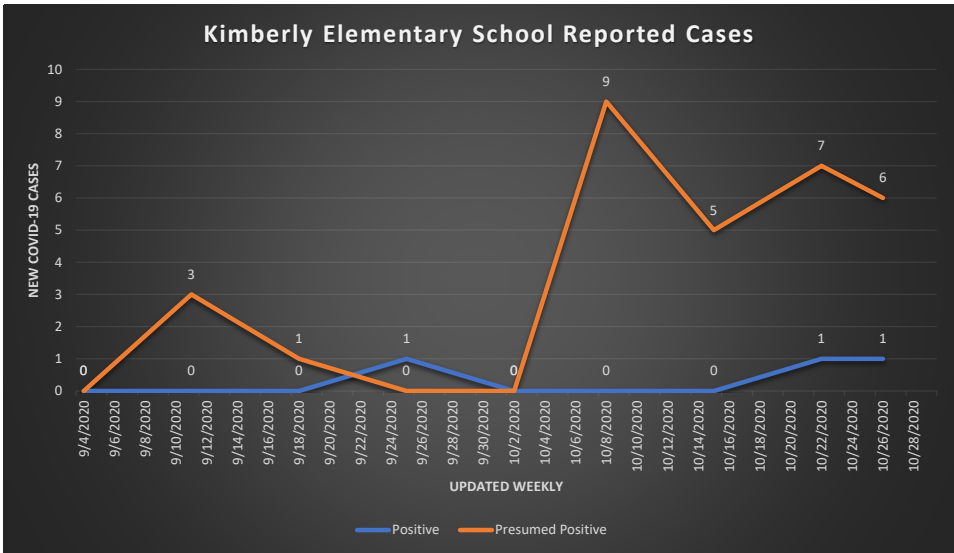
33

Kimberly Middle School Reported Cases



Date	Positive	Presumed Positive
9/4/2020	1	0
9/11/2020	0	0
9/18/2020	0	2
9/25/2020	0	4
10/2/2020	1	1
10/8/2020	1	6
10/15/2020	0	6
10/22/2020	0	3
10/29/2020	0	3
11/5/2020		
11/12/2020		
11/19/2020		

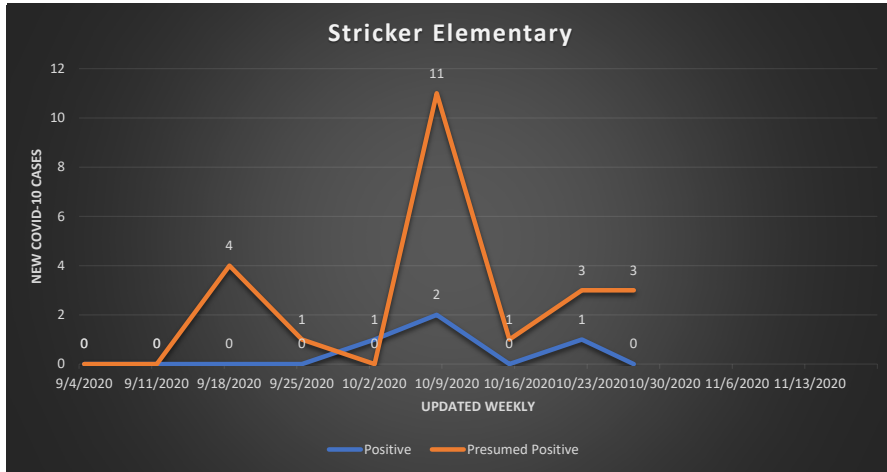
Total Positive: 3 Total Presumed Positive: 25



Date	Positive	Presumed Positive
9/4/2020	0	0
9/11/2020	0	3
9/18/2020	0	1
9/25/2020	1	0
10/2/2020	0	0
10/8/2020	0	9
10/15/2020	0	5
10/22/2020	1	7
10/26/2020	1	6
10/29/2020		
11/5/2020		
11/12/2020		
11/19/2020		

Total Positive: 3

Total Presumed Positive: 31

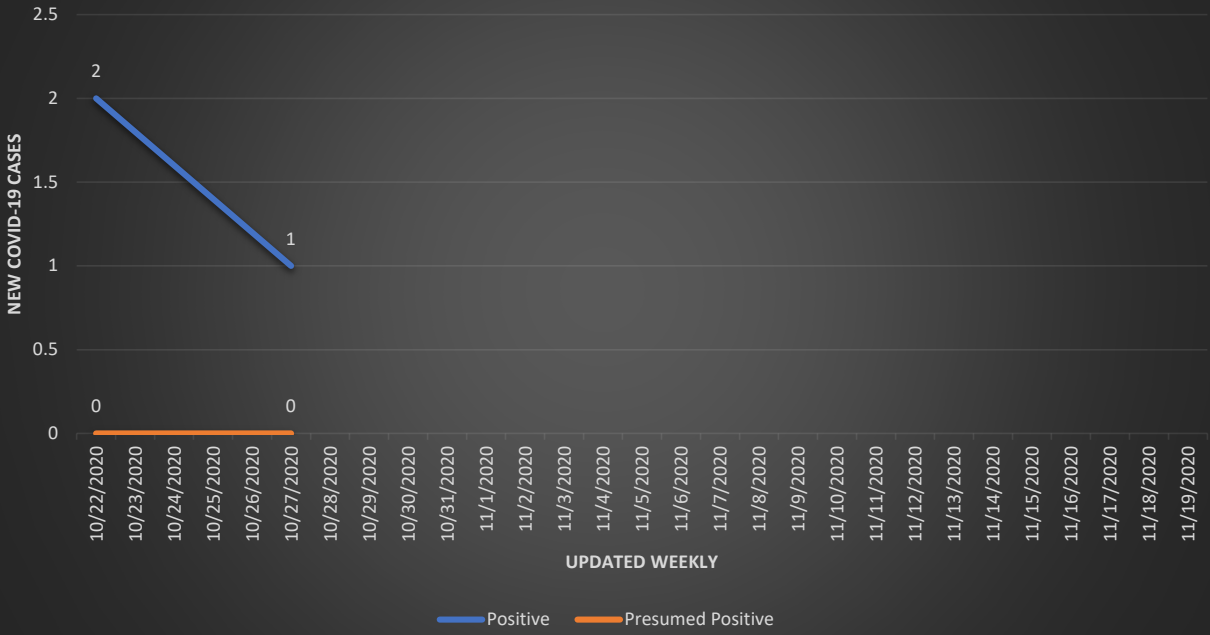


Date	Positive	Presumed Positive
9/4/2020	0	0
9/11/2020	0	0
9/18/2020	0	4
9/25/2020	0	1
10/2/2020	1	0
10/8/2020	2	11
10/15/2020	0	1
10/22/2020	1	3
10/27/2020	0	3
10/29/2020		
11/5/2020		
11/12/2020		
11/19/2020		

Total Positive: 4

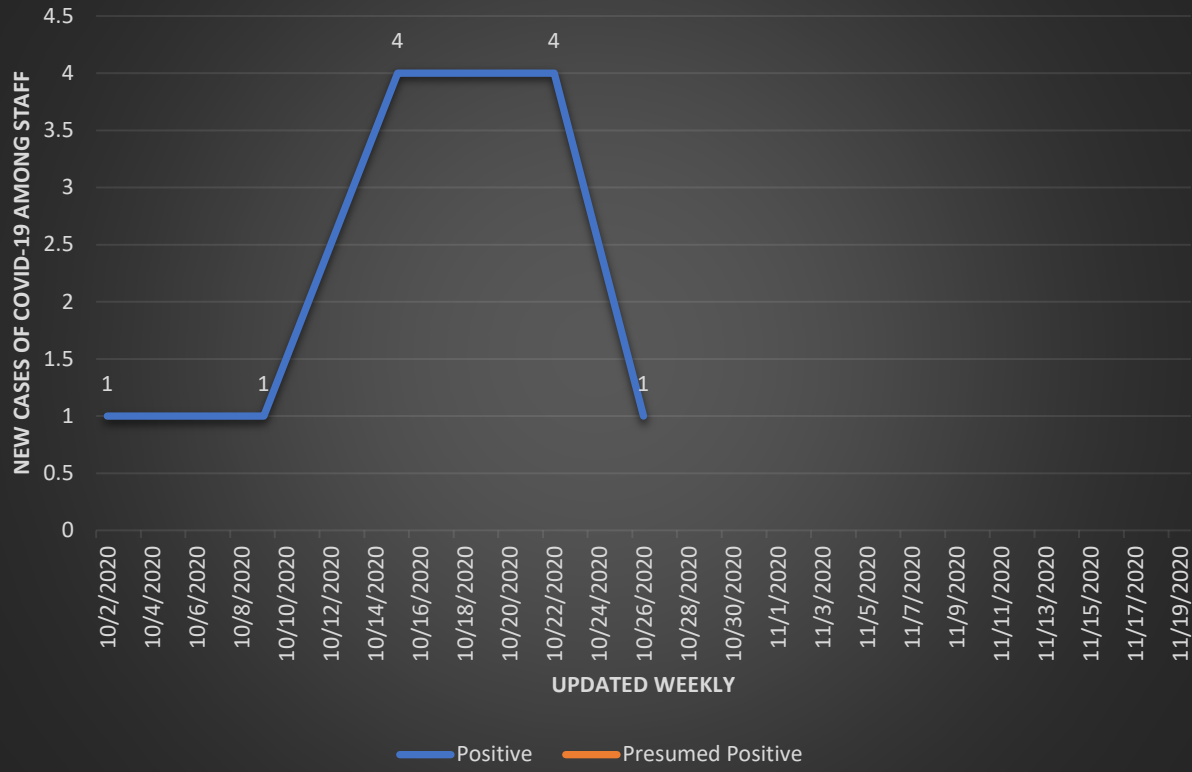
Total Presumed Positive: 23

Staff working District-wide

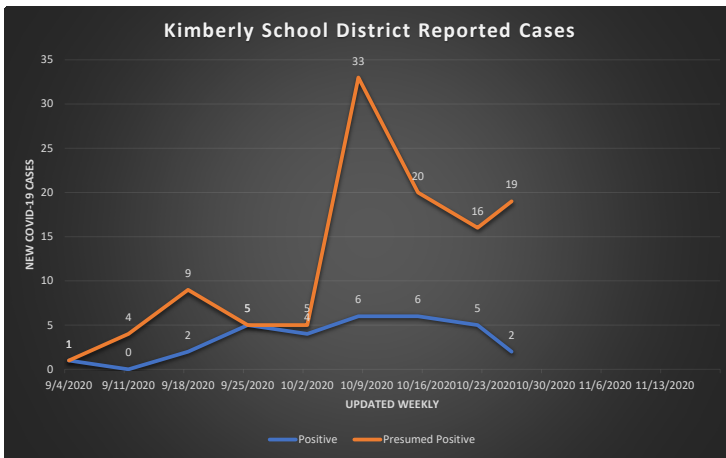


Date	Positive	Presumed Positive
10/22/2020	2	0
10/27/2020	1	0
10/29/2020		
11/5/2020		
11/12/2020		
11/19/2020		

KDS EMPLOYEES



Date	Positive	Presumed Positive
10/2/2020	1	
10/9/2020	1	
10/15/2020	4	
10/22/2020	4	
10/26/2020	1	
11/5/2020		
11/12/2020		
11/19/2020		



Total Positive: 31
 Total Student Tested Positive: 20 65%
 Total Staff Tested Positive: 11 35%

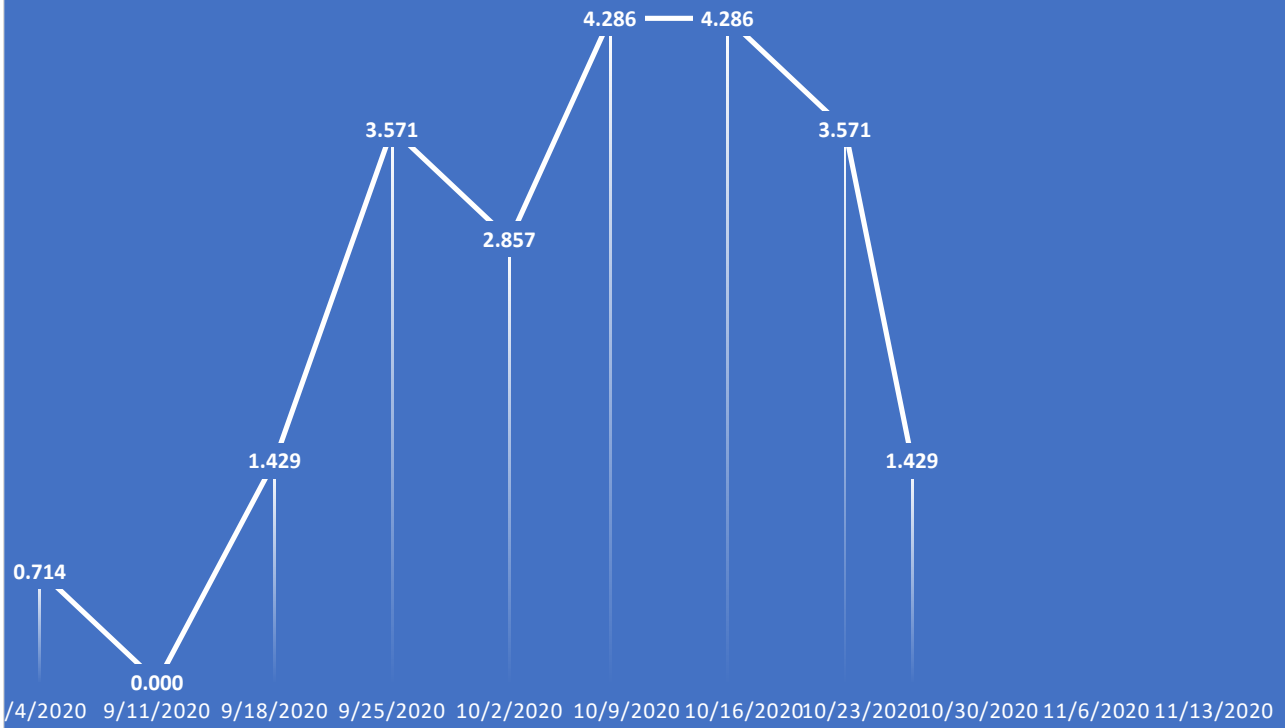
Total Presumed Positive: 112
 Total Students Presumed Positive: 109 97%
 Total Staff Presumed Positive: 3 3%

* presumed positive includes but not limited to a household member having COVID-19

Date	Positive	Presumed Positive
9/4/2020	1	1
9/11/2020	0	4
9/18/2020	2	9
9/25/2020	5	5
10/2/2020	4	5
10/8/2020	6	33
10/15/2020	6	20
10/22/2020	5	16
10/26/2020	2	19
10/28/2020		
11/5/2020		
11/12/2020		
11/19/2020		

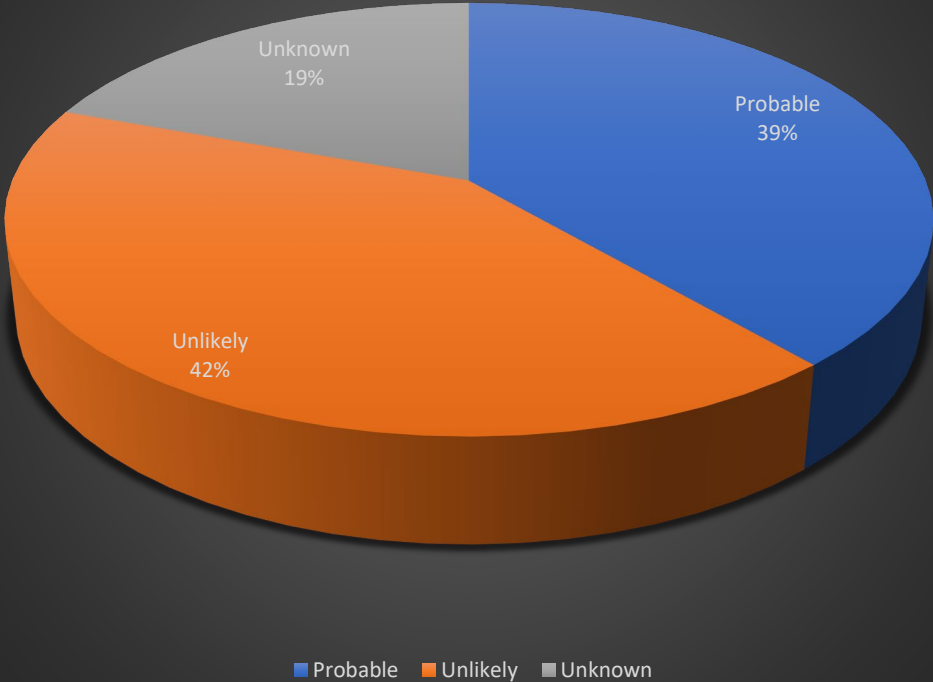
We were notified of two other positive cases, however they were positive on 10/08, 10/15 so they have been added to those weeks.

INFECTION RATE PER 10,000



Date	Positive	Infection Rate per 10,000
9/4/2020	1	0.714
9/11/2020	0	0.000
9/18/2020	2	1.429
9/25/2020	5	3.571
10/2/2020	4	2.857
10/8/2020	6	4.286
10/15/2020	6	4.286
10/22/2020	5	3.571
10/26/2020	2	1.429
10/28/2020		
11/5/2020		
11/12/2020		
11/19/2020		

Community Spread



Community Spread

Probable	12	38.71%
Unlikely	13	41.94%
Unknown	6	19.35%