

2024 – 2025 ISAT Results

State of Idaho



Achievement Measures

ISAT/IDAA Proficiency Rate in ELA/Literacy	53.2%
--	-------

Does Not Meet State Goal or Target

ISAT/IDAA Proficiency Rate in Mathematics	42.3%
---	-------

Does Not Meet State Goal or Target

ISAT/IDAA Proficiency Rate in Science	41.7%
---------------------------------------	-------

Kimberly Middle School



Achievement Measures

ISAT/IDAA Proficiency Rate in ELA/Literacy	49.6%
--	-------

3.6% below

Does Not Meet State Goal or Target

ISAT/IDAA Proficiency Rate in Mathematics	40.2%
---	-------

2.1% below

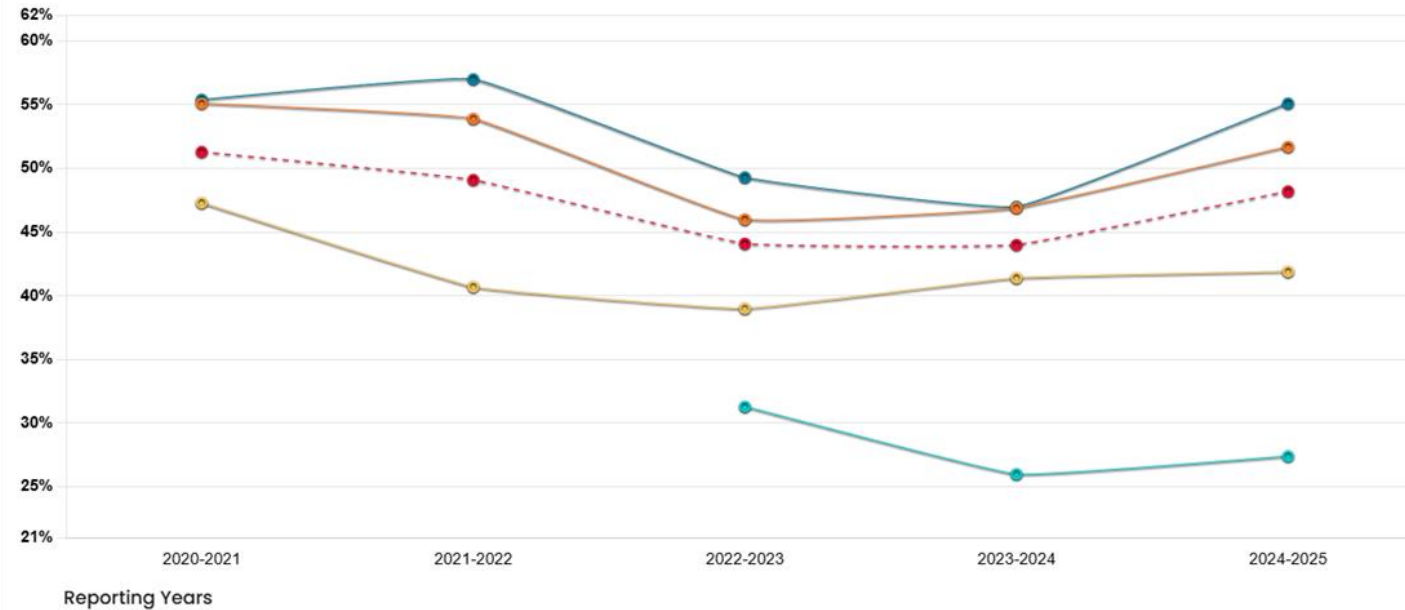
Does Not Meet State Goal or Target

ISAT/IDAA Proficiency Rate in Science	38.3%
---------------------------------------	-------

3.4% below

ELA

English Language Arts/Literacy



Intervention

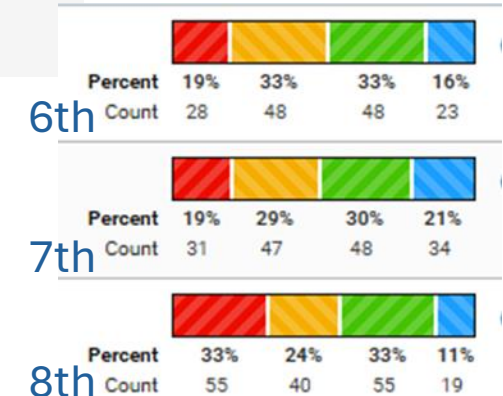
Interim ISAT Tests done quarterly
 Focus on standards and intentional instruction
 Department collaboration
 Student practice

49.6%

3.6% below
state average

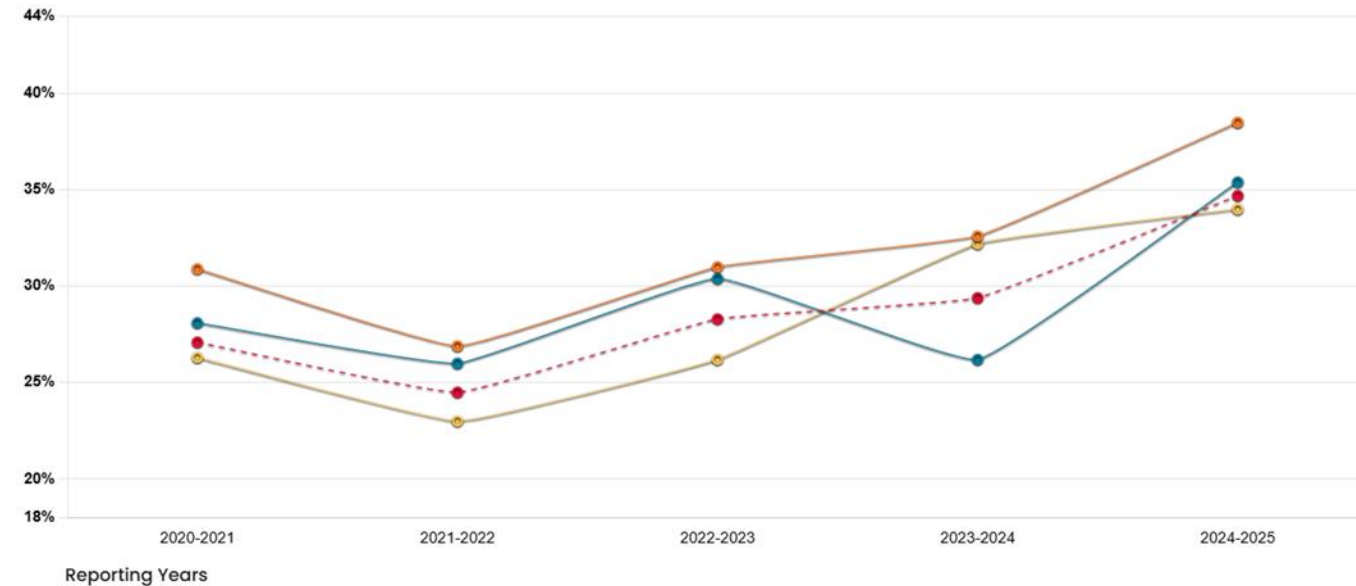
25 more
students
needed to hit
target

*Subsets of population
showing an upward trend
~ Idaho Report Card*



Math

Mathematics



..... All Student Group
 White
 Female
 Male

*Subsets of population
 made a huge jump from
 previous year
 ~ Idaho Report Card*

40.2 %
 2.1% below
 state average

30 more
 students
 needed to hit
 target

Intervention

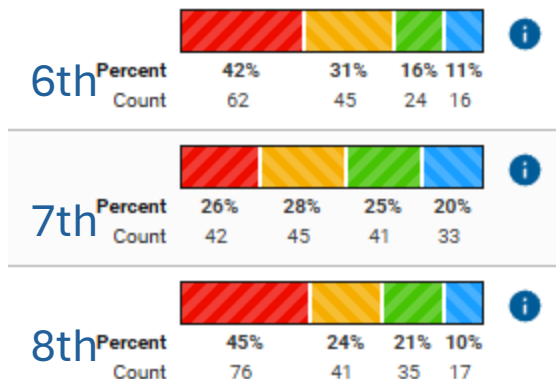
Interim ISAT Tests done quarterly

Focus on standards and intentional instruction

Department collaboration – teachers supporting each others content

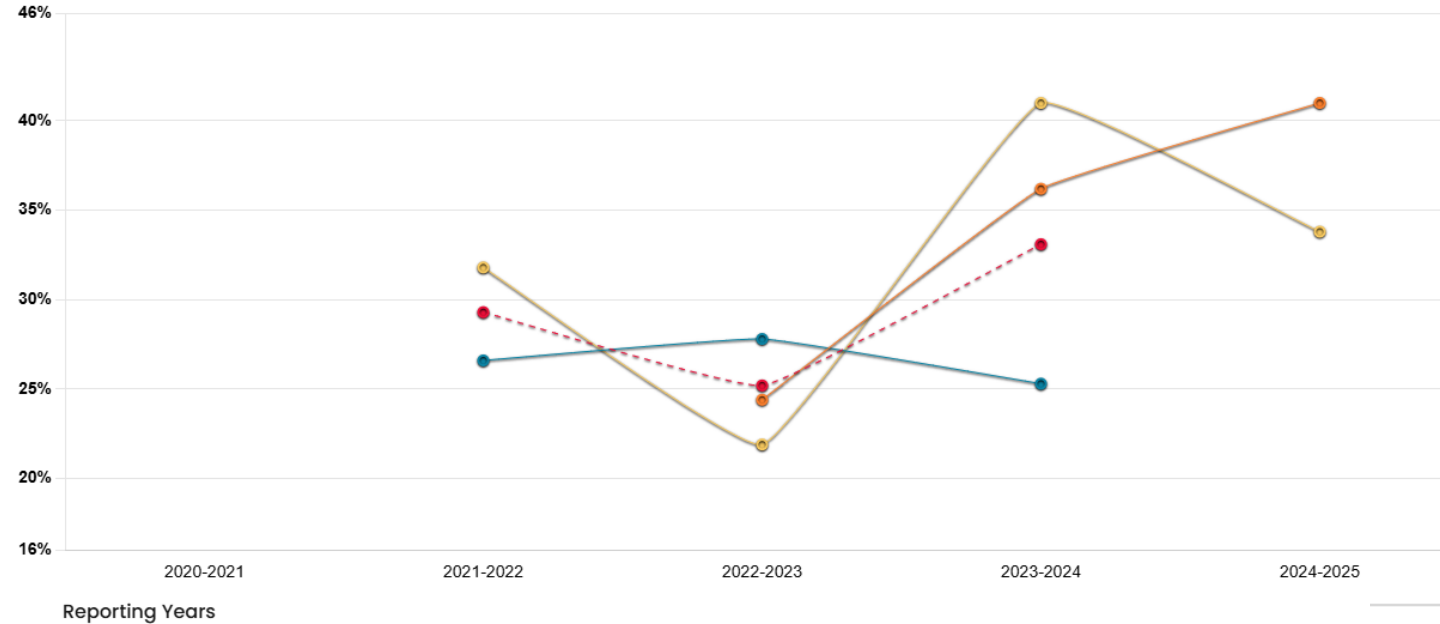
Increase student practice time

Supplemental Identification and Intervention – Delta Math



Science

Science



<39%
2.7 % below
state average
7 more students
needed to hit
target

Intervention

Interim ISAT Tests done quarterly

Focus on standards and intentional instruction

Department collaboration – all science teachers reviewing for ISAT test regularly

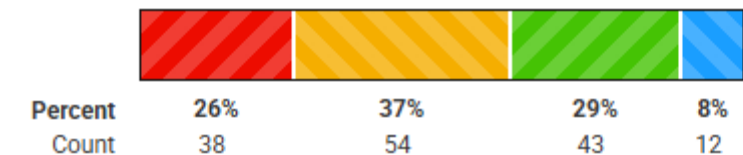


ISAT Summative Science

Grades Tested: 8

Tests Taken: 147

Date Last Taken: 05/08/2025



Students with Disabilities

Overall 3% Proficient (1 out of 30 students)

- Stakeholders engaged through surveys, meetings/conferences
- Needs Assessment
 - Increased ELA and Math Interventions
 - Consistent collaboration
 - Stronger family communication
 - Increased teacher capacity
- Instructional Supports